

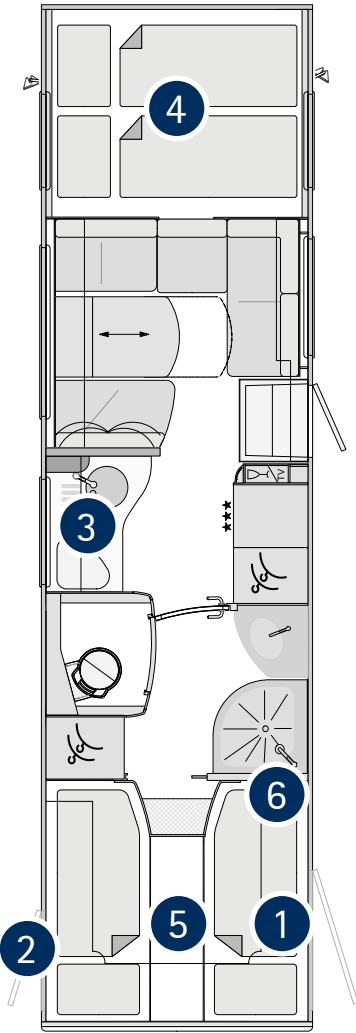
Cruiser Daily / Eurocargo



Technical Information 2016

Concorde
REISEMOBILE AUS LEIDENSCHAFT

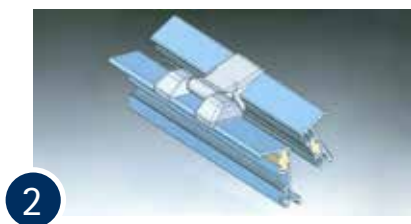
The standard „highlights“ of the Cruiser:



1 Aluminium checker plate in the rear garage
 Scooters, bikes, chairs and heavy accessories strain the garage floor strongly. Steady protection and a stable basis ensures the aluminium checker plate in the rear garage. A solid affair – symbolic for the Cruiser.



3 Mineral kitchen worktop with stainless steel sink
 High-quality mineral kitchen worktop in combination with hygienic stainless steel sink grant a clean atmosphere. Well-thought-out details such as drop and water gutters facilitate the domestic work. Smart idea: the support for the two-parts sink cover enables the use of this space as an additional work surface. The pull-out sprinkler and the storage area for a Nespresso coffee machine are the result of a professional kitchen planning. Consequent furniture is the finesse that makes the difference.




2 Thermal break flap frames

- Frames with thermal break through Polyurethane intermediate store.
- New developed Concorde hinge. The flaps can be opened completely and do not dash against the hinges.
- The double impermeability prohibits a "freeze on" through the generation of condenser water.
- Anodized alu profile to avoid the contact corrosion (no aluminium corrosion). Therefore frost and corrosion do not have any chance.



4 Dream-Alcove
 The particular high interior height in the alcove offers an incomparable room feeling like in a real bedroom. The comfortable access through a few steps and the optional equipment such as TV and Panorama skylight transfer the comfort of a Liner in an alcove.



5 Double floor storage
 The heated double floor with an enormous inside height of 420 mm offers spacious storage and is accessible through the large and for 180° rotatable storage flaps. Intelligent transport solutions such as an extendible drawer with transport boxes offer ideal and useful additional benefit of the double floor storage.



6 300 W Sinus inverter
 The Sinus inverter supplies small consumers such as battery chargers and respirator steadily with electricity. The main priority circuit effectuates the automatic switchover of the inverter voltage to the charge current. The inverter switches off and the leisure battery is not charged unnecessarily, when the motorhome receives electricity from the outside. If the extern voltage failed, the inverter restarts. Important for the connected 230 V consumers which are dependent on an uninterruptible voltage supply.

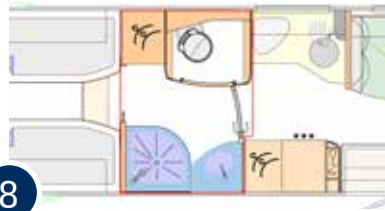
The standard „highlights“ of the Cruiser:



7

Cassette toilet with porcelain bowl

Rotatable WC bowl (180°) made of ceramic for highest hygiene in the bathroom. Ideal seat comfort: The width and the depth of the bowl have been adapted based on the tests of customers and therefore offers a maximum of comfort. The 17.5 l septic tank with integrated wheels and extendible handle and content indicator for the septic tank enable an easy using.



8

The bathroom concept

The best of all: the new bathroom concept in the Cruiser models with bed in the rear combines the advantages of the standard bathroom with those of the premium bathroom and fulfils all wishes. The two doors offer higher discretion - one of the doors separates the bathroom from the bedroom area whilst the second door separates either the toilet room for more privacy or the living room area from the bathroom. A second wardrobe in the bathroom offers storage during longer holidays.



9

Two chassis

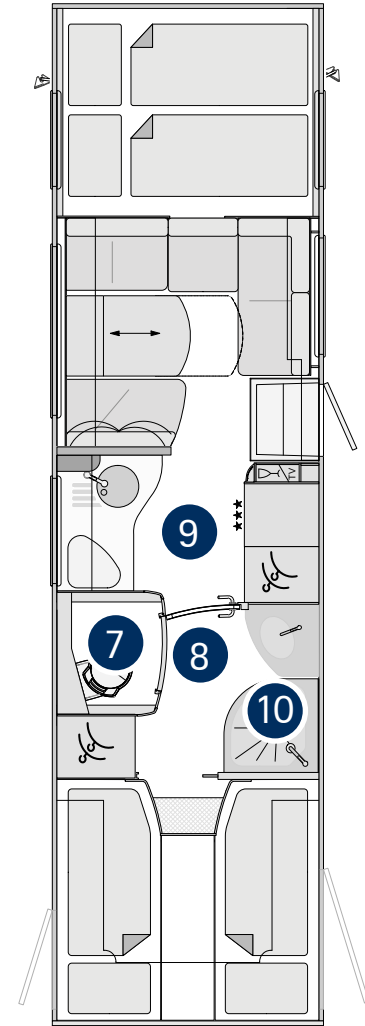
The classical Alcove-ground floors with the bed above a large rear garage are available on two chassis. The Iveco Daily with abundant payload and an 8 speed ZF gearbox and the Iveco Eurocargo, a light truck chassis, with plenty of torque, an air pressure braking system and an engine brake to lighten up every trucker's heart.



10

John Guest household piping

A water system similar to home. With pre-filter and high water pressure available at each water tap thanks to John Guest fresh water tubing. The advantages are obvious: no cross-sectional tapering and reduction of flow rate through ramification. No pressure loss as is experienced with flexible tubing. The smooth interior walls reduce sediment lodgement and therefore it enables a cleaner water hygiene. A clean matter which not only women appreciate.



Standard equipment

CHASSIS

	IVECO Daily	IVECO Eurocargo 75E19
Turbo-diesel engine with rear-wheel drive and twin tyres	•	•
Electronically regulated common rail direct injection	•	-
6-speed transmission	•	•
Traction control system (TCS)	•	•
Tyres	225 / 75R16	225 / 75R17,5
Rear axle tyres with traction profile (M+S) (Daily with Four Season Tyres)	•	•
Disc brakes on the front and rear axle	•	•
Hydraulic braking system	•	-
Hydraulic pneumatic braking system	-	•
Electronically regulated anti-lock braking system (ABS)	•	•
Engine braking	-	•
Cruise Control	•	•
Side windows in driver's cab electrically operated	•	•
Full size spare wheel under the rear chassis	•	-
Tyre repair set	-	•
3 phase alternator 14 V / 140 A incl. 45 A charging converter (for charging the leisure battery)	•	-
3 phase alternator 28 V / 70 A incl. 2 x 45 A charging converter (for charging the leisure battery)	-	•
Fuel tank capacity	90 l	115 l
Daytime running light	•	•
Halogen headlamps	•	•
Rear body wall with integrated LED taillights	•	•
Exterior side mirrors with wide angle mirror, electronically heated and adjustable	•	•
Iveco High Line Control (operational status control through on-board computer)	-	•
Steering wheel with adjustable height and tilt (in Iveco Daily only height is adjustable)	•	•
Hazard warning triangle, first-aid kit, warning lights and wheel chock	•	•

Standard equipment

BODY

CRUISER

Smoky tinted double-glazed windows in living room, lift or slide opening, with pleated shade blind and fly screen	•
Highly stable, durable aluminium composite construction Solidtherm	•
Thermal-bridge-free, fully insulated wall-joint technology using high-density solid PU profiles	•
40 mm wall thickness, of which 38 mm closed-cell RTM hard foam	•
Walls, roof and under floor internally and externally in high-quality aluminium sandwich construction	•
Side walls in sheet smooth, white stove-enamelled	•
Fully accessible roof on either side of the roof lights	•
Aluminium roof moulding	•
Side skirting panels constructed from highly stable corrosion resistant fiberglass composite material	•
Rear wall made of fiberglass composite sandwich with PU foam core	•
Rear bumper made of fiberglass composite material, separately exchangeable	•
Heated double floor with approx. 420 mm height, accessible through external side flaps	•
Heavy duty rollers on rear chassis	•
Storage space flaps with cast aluminium hinges and low-maintenance, high-quality needle felt on the inside, frame with thermal break	•
Sandwich under and in-between floor with 40 mm or 30 mm thick RTM foam, total floor insulation 70 mm	•
Rear axle wheel arches in fully insulated sandwich construction	•
Illuminated rear garage with garage door right and lashing system	•
Illuminated internal entry step with heating	•
External electric retractable entrance step with safety circuit breaker and lighting	•
Entrance door with window	•
Fly screen for entrance door	•
Outdoor lamp with security switch (automatic switch-off when engine starts)	•
Comfort seats in driver's cab in Iveco Original textile, twice adjustable	•
Rear garage floor with aluminium checker plate	•

Standard equipment

LIVING ROOM / BEDROOM AREA

CRUISER

Furniture in Wenge (veneered on both sides) with roof cabinet fronts in the living room in glossy cream white	•
Colour coordinated, high-quality felt coverings for walls and ceiling	•
Floor covering. Colour: Parquet flooring optic	•
Living room suite ergonomically formed, high-quality textile / microfibre upholstery with zips	•
High-quality roman blinds	•
Wardrobe with lighting	•
Rear bed with bed base and comfortable cold foam mattress	•
Sliding door to the cab / living room side, lockable	•
Midi-Heki with fly screen and pleated shade blind in living room	•
Mini-Heki with fly screen and pleated shade blind in bedroom area	•
High-quality living room table	•
TV sideboard in entrance area	•
Entrance cabinet incl. a collection of glasses and LED lighting	•
LED spotlights	•
Robust metal entrance handle for boarding assistance	•
1 x 12 V socket (living room) and 2 x 230 V sockets (1 x living room and 1 x bedroom area)	•

ALCOVEN BED

CRUISER

Iveco Daily

CRUISER

Iveco Eurocargo

Bed size (in mm)	2050 x 1480	2050 x 1550
Bed size single beds (in mm)	2 x 2000 x 830	-
Height above bed (in mm)	800	800
Comfortable cold foam mattress with bed base	•	•
Tinted double-glazed windows, lift or slide opening, with fly screen and pleated shade blind	•	•
Mini-Heki with fly screen and pleated shade blind	•	•
Storage console with LED spotlights	•	•
Driver's cab curtains	•	•
Access ladder and safety net for fall out protection with bayonet fasteners	•	•

Standard equipment

KITCHEN

CRUISER

Kitchen area with splashguard	•
Mineral kitchen worktop in lightweight design with stainless steel sink. Colour: brilliant white	•
Stainless steel three hob with automatic ignition and glass cover	•
Chrome single lever mixer tap	•
160-l-refrigerator with separate freezer box, AES (automatic energy selection 12 V / 230 V / gas)	•
Drawers with Servo-Soft closing	•
Integrated cutlery drawer	•
LED light rail beneath the wall cupboards	•
Integrated waste bin system in lower kitchen cupboard	•
2 x 230 V sockets	•
Apothecary cabinet for kitchen utensils storage	•
Storage area suitable for a Nespresso machine	•
Mini-Heki	•

BATHROOM / TOILET

Plexicor bathroom worktop with a seamless moulded integrated washbasin. Colour: arctic white	•
Chrome optic single lever mixer tap on washstand	•
Separate shower with acrylic glass doors incl. removable clothes rail	•
Shower fittings with wall mounting and height adjustable shower head	•
Cassette toilet with porcelain bowl	•
Bathroom fittings with toilet paper holder and hand towel hooks	•
Mini-Heki with fly screen and pleated shade blind	•
Lighting with LED spotlights	•
Wardrobe with lighting	•
Dressing mirror	•
Spacious mirror cabinet with shelves	•
1 x 230 V socket	•

Standard equipment

WATER / GAS / HEATING

CRUISER

Gas bottle compartment for 2 x 11 kg gas bottles	•
Gas controller „Duocontrol“ with crash sensor and automatic bottle changing	•
Sink siphon	•
Fresh and waste water tank, each approx. 230 l located in heated double floor	•
Convenient waste water tank emptying with drain cock in heated double floor	•
External cleaning opening on all tanks, accessible from living room	•
Waste water drain hose with quick release fixing and cover cap	•
Automatically functioning central water pressure pump with filter system	•
Alde hot water-gas-central heating 5500 W with thermostat and timer, electrical heating cartridge 230 V / 3000 W, backflow lock with integrated hot water boiler to maintain all tapping points	•

ELECTRICAL / TV / RADIO

Gel battery 1 x 170 Ah	•
230 V CEE connection in storage space with cable routing through vehicle floor	•
RCD automatic personal protection	•
Automatic charging with electronic control and battery temperature sensor, maximal charge current 25 A	•
Inverter from 12 V to 230 V Sinus 300 W with mains priority circuit	•
Disconnection of on-board electrics by undervoltage with automatic restarting function	•
Radio prearrangement with speakers in driver's cab and VHF / DAB-antenna	•
1 x 230 V socket at the control centre positioned in in-between floor	•
LED lighting in interior	•
Service friendly access to on-board electronics with perforated plate housing in rear garage	•
Automatic chargeover of refrigerator when engine is switch off, from 12 V to gas / 230 V (land connection)	•
Automatic charging of the leisure and vehicle battery, charge is maintained by vehicle alternator as well as whilst driving	•
Circuit breaker for leisure battery	•
Automatic disconnection and connection of leisure and vehicle battery	•

ON-BOARD ELECTRONICS

CRUISER

Highly modern microprocessor-controlled electrical system with BUS (Binary Unit System)

•

Centralized control panel with 4.8" colour display

•

Select buttons for switching on and off the following devices:

• Panel

•

• Lighting

•

• Water pump

•

• Heating

•

LCD display for monitoring:

• Fresh water tank (fill level in %)

•

• Waste water tank (fill level in %)

•

• Battery voltage of the vehicle and leisure battery

•

• Charging and discharging current

•

• Outdoor and indoor temperature

•

• External power supply

•

• Battery parallel circuit

•

• Date and time with alarm function

•

Alarm systems for:

• Waste water tank full

•

• Fresh water tank empty

•

• Battery undervoltage

•

• Reserve gas bottle in use

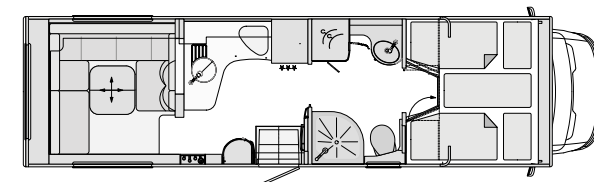
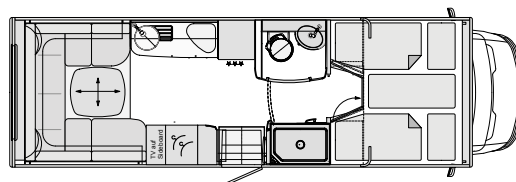
•

• Extended entrance step

•

Technical specifications

CRUISER Daily



CRUISER 791 RL

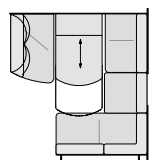
CRUISER 890 RRL

Basic vehicle	Iveco Daily	Iveco Daily
Chassis type	60C15	60C15
Engine	4-cylinder	4-cylinder
Engine capacity	3,0 l	3,0 l
Output	107 kW (146 hp)	107 kW (146 hp)
Torque	350 Nm	350 Nm
Overall length (mm)	7990	8990
Overall width (mm)	2380	2380
Overall height (mm)	3550	3550
Wheelbase (mm)	4350	5000
Gross vehicle weight ratio (kg)	6000	6000
Mass in running order (kg)	4910	5120
Payload (kg)	1090	880
Towing capacity (kg)	3500	3500
Seats with three point seatbelt	2	2
Bench seat (mm)	2000 / 1600	2000 / 1350 / 1950
Alcoven bed dimensions (mm)	2 x 1980 / 830	2 x 1980 / 830
Height above Alcoven bed (mm)	800	800
Garage door right, H / W (mm)	1070 / 1150	1070 / 1150
Garage door left (optional), H / W (mm)	1070 / 680	1070 / 680

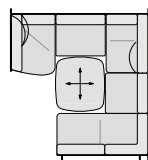
For further information concerning measurements and weight specification see page 22.

Technical specifications

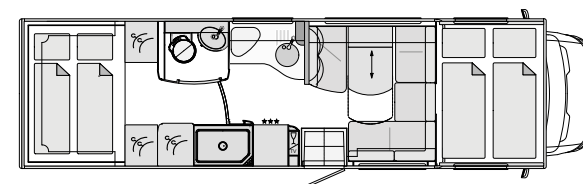
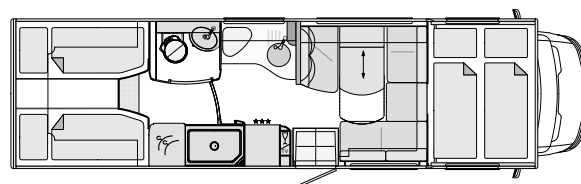
CRUISER Daily



Standard seating group



Lounge suite



CRUISER 891 L / RL

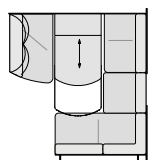
CRUISER 891 HS / HSR

Basic vehicle	Iveco Daily	Iveco Daily
Chassis type	60C15	60C15
Engine	4-cylinder	4-cylinder
Engine capacity	3,0 l	3,0 l
Output	107 kW (146 hp)	107 kW (146 hp)
Torque	350 Nm	350 Nm
Overall length (mm)	8990	8990
Overall width (mm)	2380	2380
Overall height (mm)	3550	3550
Wheelbase (mm)	5000	5000
Gross vehicle weight ratio (kg)	6000	6000
Mass in running order (kg)	5170	5170
Payload (kg)	830	830
Towing capacity (kg)	3500	3500
Seats with three point seatbelt	4	4
Bench seat left (mm)	1960	1960
Bench seat right (mm)	1340	1340
Rear bed (mm)	2 x 2000 / 850	2050 / 1480
Alcoven bed dimensions (mm)	2050 / 1480	2050 / 1480
Height above Alcoven bed (mm)	800	800
Garage door right, H / W (mm)	1250 / 1150	1250 / 1150
Garage door left (optional), H / W (mm)	1250 / 800	1250 / 800

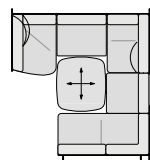
For further information concerning measurements and weight specification see page 22.

Technical specifications

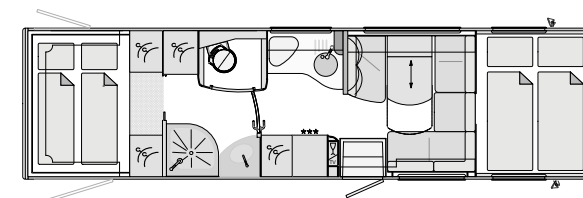
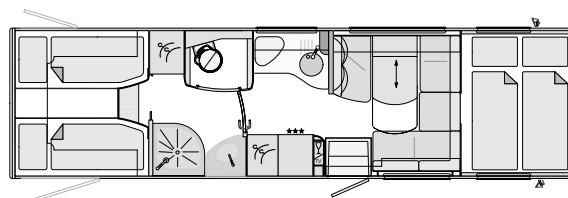
CRUISER Eurocargo



Standard seating group



Lounge suite



CRUISER 894 L / LR

CRUISER 894 HS / HSR

Basic vehicle	Iveco Eurocargo	Iveco Eurocargo
Chassis type	75E19	75E19
Engine	4-cylinder	4-cylinder
Engine capacity	4,5 l	4,5 l
Output	137 kW (186 hp)	137 kW (186 hp)
Torque	680 Nm	680 Nm
Overall length (mm)	8820	8820
Overall width (mm)	2380	2380
Overall height (mm)	3690	3690
Wheelbase (mm)	4455	4455
Gross vehicle weight ratio (kg)	7490	7490
Mass in running order (kg)	6320	6320
Payload (kg)	1170	1170
Towing capacity (kg)	3500	3500
Seats with three point seatbelt	4	4
Bench seat left (mm)	1960	1960
Bench seat right (mm)	1340	1340
Rear bed (mm)	2 x 2000 / 850	2050 / 1480
Alcoven bed dimensions (mm)	2050 / 1550	2050 / 1550
Height above Alcoven bed (mm)	750	750
Garage door right, H / W (mm)	1250 / 1150	1250 / 1150
Garage door left (optional), H / W (mm)	1250 / 800	1250 / 800

For further information concerning measurements and weight specification see page 22.

Chassis optional equipment

Artikel-no.	CHASSIS IVECO DAILY	ADDITIONAL WEIGHT in kg
709026-16	Chassis packet 60C Gross vehicle weight ratio 6700 kg (towable mass max. 3500 kg) Differential lock for rear axle Air suspension on the rear axle with the function „lifting and lowering“ Driver's cab air conditioning	70
7090261-16	Chassis packet 65C (for chassis version 65C, no. 1250573-16) Gross vehicle weight ratio 7200 kg (towable mass max. 3300 kg) Differential lock for rear axle Air suspension on the rear axle with the function „lifting and lowering“ Driver's cab air conditioning	70
709028-16	Chassis packet 70C (for chassis version 70C, no. 125053-16) Gross vehicle weight ratio 7490 kg (towable mass max. 3000 kg) Differential lock for rear axle Air suspension on the rear axle with the function „lifting and lowering“ Driver's cab air conditioning	70
1250573-16	Chassis version Iveco Daily 65C (6500 kg gross vehicle weight)	15
1250156-16	Chassis version Iveco Daily 70C (7000 kg gross vehicle weight)	30
125052-16	Iveco Daily C17, engine displacement 3.0 l, 125 kW (170 hp), torque 430 Nm	10
1250441-16	Iveco Daily C21, engine displacement 3.0 l, 151 kW (205 hp), torque 470 Nm	37
1250571-16	Gross vehicle weight ratio 6700 kg (for chassis version 60C) (towable mass max. 3500 kg)	0
1250584-16	Gross vehicle weight ratio 7200 kg (for chassis version 65C) (towable mass max. 3300 kg)	0
1250585-16	Gross vehicle weight ratio 7490 kg (for chassis version 70C) (towable mass max. 3000 kg)	0
125070-16	Driver's cab air conditioning	30
105075-16	Central locking system for driver's cab	3
700048-16	Tow bar with towable mass max. 3500 kg (depending on selected gross vehicle weight ratio) (only available factory-fitted)	29
700041-16	Tow bar with removable ball head (towable mass max. 2500 kg)	33
7000413-16	Electrical prearrangement tow bar	2

Chassis optional equipment

Artikel-no.	CHASSIS IVECO DAILY	ADDITIONAL WEIGHT in kg
7022351-16	Stainless steel hubcaps	5
105060-16	ZF converter automatic transmission	20
125060-16	Differential lock for rear axle	15
700094-16	Hydraulic supporting jacks with automatic levelling	100
1250753-16	Air suspension on the rear axle with the function „lifting and lowering“	25
702219-16	Light alloy wheels 16", front axle with wheel spacers / rear axle hubcaps (spare wheel with steel rim)	-3
309500-16	Luxury driver's cab seat with armrest in Original Iveco textile, with hydraulic suspension and heating	20
703400-16	Concorde steering wheel in leather	1
105080-16	Dual pressure air horn	3
125011-164	Commitment charge incl. full series fuel tank	0
126041-16	Colour coded front bumper and wheel arches	4

Chassis optional equipment

Artikel-no.	CHASSIS IVECO EUROCARGO	ADDITIONAL WEIGHT in kg
700511-16	Tow bar with towable mass 3500 kg (only available factory-fitted)	29
700041-16	Tow bar with removable ball head (towable mass max. 2500 kg)	33
7000415-16	Electrical prearrangement tow bar	2
702244-16	Stainless steel hubcaps	8
126002-16	Automated 6-speed transmission Eurotronic	20
125070-16	Driver's cab air conditioning	30
105075-16	Central locking system for driver's cab	3
126005-16	Differential lock for rear axle	15
700097-16	Hydraulic supporting jacks with automatic levelling	139
126013-16	Air suspension on the rear axle with the function „lifting and lowering“	25
126040-16	Front bumper in driver's cab colour	4
309500-16	Luxury driver's cab seat with armrest in Original Iveco textile, with hydraulic suspension and heating	20
703406-16	Concorde steering wheel in leather	1
125047-16	Engine variant 75E21 (4 cylinder, 4.5 l, 154 kW (210 hp), 750 Nm)	73
1050801-16	Dual pressure air horn	3
1253401-16	Spare wheel	65
125012-16	Commitment charge incl. full series fuel tank and Adblue tank	0

Body optional equipment

Artikel-no.	BODY	ADDITIONAL WEIGHT in kg
700208-16	Alloyed roof railing, white (Daily)	15
700207-16	Alloyed roof railing, white (Eurocargo)	15
7002061-16	Rear ladder with extension and cover (Daily) (for 891 L / LR und 891 HS / HSR) (only in conjunction with no. 700208-16)	11
700206-16	Rear ladder with extension and cover (Eurocargo) (only in conjunction with no. 700207-16)	11
700136-16	Side wall awning 5.5 m, mechanical (791 RL)	54
7001361-16	Side wall awning 5.5 m, electric (791 RL)	58
700137-16	Side wall awning 6.0 m, mechanical (not for 791 RL)	54
7001371-16	Side wall awning 6.0 m, electric (not for 791 RL)	58
7002431-16	„Security Plus“ entrance door with number combination security lock, emergency key switch and „Interstop“ door security (gas pressure absorber)	0
7002432-16	„Security Plus“ entrance door with remote control and „Interstop“ door security (gas pressure absorber)	0
710111-16	Garage door left 1070 x 680 mm (791 RL / 890 RRL)	5
701584-16	Garage door left 1250 x 800 mm (891 L / 891 LR / 891 HS / 891 HSR / 894 L / 894 LR / 894 HS / 894 HSR)	5
705207-16	Central locking system for storage space flaps (without the skirting panel flaps and the gas locker door)	5
701610-16	Living room windows with shading in privacy black	0

Body optional equipment

Artikel-no.	LIVING ROOM / BEDROOM AREA	ADDITIONAL WEIGHT in kg
125247-16	Ambience Packet Noce Furniture in Noce with roof cabinet fronts in living room and bedroom area in „high gloss“ Senosan cream white Colour coordinated, high-quality microfibre for walls and ceiling Living room windows with shading in privacy black Venetian blinds with wood slats living room Ambience lighting overhead lockers living room, trays underneath the overhead lockers living room and lower kitchen cupboard Linked and removable living room carpet Concorde Collection (2 x small pillows, 1 x big pillow, 2 x blankets) Soft-walk floor covering: Yacht flooring optic	38
705131-16	Furniture in Noce with roof cabinet fronts in „high gloss“ Senosan cream white	8
7003061-16	2 x lap belt in bench seat facing backwards (4-person approval, for 890 RRL)	55
700305-16	1 x lap belt in bench seat facing backwards (5-person approval, for Lounge suite)	25
700306-16	2 x lap belt in bench seat facing backwards (6-person approval, for standard seating group)	30
700308-16	2 x three point seatbelt in lounge suite facing forwards (4-person approval, for 791 RL)	40
700754-16	Midi-Heki instead of Mini-Heki (bedroom area)	6
7007531-16	Midi-Heki instead of Mini-Heki (Alcoven)	6
7007541-16	Panorama skylight (Heki 3) instead of Midi-Heki (living room)	13
700752-16	Panorama skylight (Heki 3) instead of Mini-Heki (bedroom area)	19
700753-16	Panorama skylight (Heki 3) instead of Mini-Heki (Alcoven)	19
701555-16	Height adjustable living room table with upholstered chairs (only Lounge suite)	8
704471-16H	Rear bed with bed base and adjustable headrest (H-bed)	6
704471-16L	Rear bed with bed base and adjustable headrest (L-bed)	6
704472-16H	Alcoven - bed with bed base and adjustable headrest (H-bed)	6
704472-16L	Alcoven - bed with bed base and adjustable headrest (L-bed)	6
700161-16	Colour coordinated, high-quality microfibre for walls and ceiling	0
7001044-16	Venetian blinds with wood slats living room	3
700522-16	Ambience lighting Indirect lighting with LED band for: - Overhead lockers - Trays underneath the overhead lockers living room - Lower kitchen cupboard	3

Body optional equipment

Artikel-no.	KITCHEN	ADDITIONAL WEIGHT in kg
710329-16 MW	Mineral worktop for kitchen and living room table. Seamless moulded integrated sink. Stainless steel three flame hob with automatic ignition, glass cover and glass inlay. Colour: marble white (791 RL / 890 RRL)	20
7004531-16 MW	Mineral worktop for kitchen and living room table. Seamless moulded integrated sink. Stainless steel three flame hob with automatic ignition, glass cover and glass inlay. Colour: marble white (891 L / 891 LR / 891 HS / 891 HSR / 894 L / 894 LR / 894 HS / 894 HSR)	20
710341-16	Refrigerator 190 l instead of 160 l series refrigerator (791 RL / 890 RRL)	6
7008081-16	Refrigerator 190 l instead of 160 l series refrigerator (891 L / 891 LR / 891 HS / 891 HSR / 894 L / 894 LR / 894 HS / 894 HSR)	6
7103451-16	Refrigerator 190 l / oven combination with grill instead of 160 l series refrigerator (791 RL / 890 RRL)	18
700809-16	Refrigerator 190 l / oven combination with grill instead of 160 l series refrigerator (891 L / 891 LR / 891 HS / 891 HSR / 894 L / 894 LR / 894 HS / 894 HSR)	18
705350-16	Roof ventilator	4

Body optional equipment

Artikel-no.	ELECTRICAL	ADDITIONAL WEIGHT in kg
700740-16	Electric power packet 1 1 x gel battery 170 Ah additional (total of 2 batteries), combination charger 60 A, Sinus inverter from 12 V to 230 V, 3000 W max and 1600 W continuous output with network compensator	68
700741-16	Electric power packet 2 2 x gel battery 170 Ah additional (total of 3 batteries), combination charger 100 A, Sinus inverter from 12 V to 230 V, 4000 W max and 2200 W continuous output with network compensator	125
700835-16	Increased charge current packet for leisure batteries (Iveco Daily) Alternator 210 A instead of 140 A Additional charging converter 45 A (total of 90 A) The optional air conditioning for living room can be used whilst driving, power supply through the inverter (only in conjunction with no. 700741-16) Automatic switch-off of the living room air conditioning through inverter by a battery capacity of 60 %	6
701200-16	Alarm system with surveillance of the interior, the garage flaps and the living room door	3
700853-16	Built-in 2600 W gas generator (only in conjunction with gas tank)	50
700684-16	Double reverse camera with shutter (only in conjunction with radio or navigation system) (Daily)	4
7006845-16	Double reverse camera with shutter (picture through separate screen) (Eurocargo)	4
700720-16	Solar panels with approx. 120 W maximal power	15
700722-16	Solar panels with approx. 2 x 120 W maximal power	30

Body optional equipment

Artikel-no.	TV / RADIO / TELEPHONE	ADDITIONAL WEIGHT in kg
	Satellite TV set with 85 cm dish, fully automatic tuning, multiple user facilities through TWIN -LNB , port for second receiver with 12 V and antenna socket in bedroom area, sound reproduction over radio (total vehicle height approx. 100 mm extra):	
700560-16	Satellite TV set 1 with 24" LED flat screen in entrance area	38
700565-16	Satellite TV set with 32" LED flat screen rear right (890 RRL)	45
7005604-16	Satellite TV set with 24" LED flat screen Lounge suite right on sideboard (only 791 RL)	38
700576-16	Internet satellite TV set with 24" LED flat screen in entrance area, set with TV reception function, GPS SKEW and Internet access	38
700515-16	WLAN router, Fritz-Box, Wi-Fi (only in conjunction with no. 700576-16)	1
7005682-16	22" LED flat screen for rear bedroom area with integrated TV receiver (instead of port for second receiver with 12 V and antenna socket)	15
7005685-16	22" LED flat screen for Alcoven L-bed with integrated TV receiver (791 RL / 890 RRL)	15
710620-16	Navigation system (with truck software and 6.2" touch-screen, integrated radio with DVD, CD and MP3 playback, hands-free device for telephone with Bluetooth)	4
706320-16	Combination 230 V / 12 V / antenna / socket with cable routing in the floor. Position: in the external storage space on the right side of the vehicle (for optional external TV connection) (satellite output)	1
700677-16	DVB-T external antenna for reception of terrestrial (for two TV sets)	2
710631-16	Radio in driver's cab with CD, MP3 and USB port, 2-way speaker system and Bluetooth hands-free device	3
700594-16	Radio in body with CD / DVD, MP3 and USB port, sound system with subwoofer and additional speaker	15
700346-16	DAB + Digital radio, premium quality sound system with additional added features	3

Body optional equipment

Artikel-no.	WATER / GAS / HEATING / BATHROOM	ADDITIONAL WEIGHT in kg
706400-16	External shower in the garage (driver's side)	2
700862-16	„Motor Caravan" diesel block heater with convenient permanent heating function (5200 W) incl. time switch	10
701890-16	Fresh water tank approx. 320 l (instead of 230 l)	8
701892-16	Fresh and waste water tank, each approx. 320 l (instead of 230 l)	16
700898-16	Gas alarm for monitoring living room (carbon monoxide, propane, butane, narcotic gas)	2
700890-16	Gas tank approx. 120 l with remote gas switch, gas prefilter, secondary gas filling point, crash sensor and contents indicator through the control panel display, incl. skirting panel flap (incl. full tank of gas)	104
700401-16	External gas socket on the passenger's side (BBQ point)	1
700830-16	Roof air conditioning 2400 W with heating element 1700 W (total vehicle height approx. 130 mm extra)	34
701800-16	Additional cassette toilet with retaining basin	3
700890-16	Service hatch with supplementary toilette cassette incl., holding tray in underfloor area beneath the toilette (894 L / LR and 894 HS / HSR)	8
701821-16	Porcelain toilet with approx. 230-l-fixed tank	28
7018112-16	SOG toilet ventilation over the roof (for cassette toilet)	1
701813-16	SOG-Comfort toilet ventilation with activated carbon filter for fixed tank (extracted direct from toilet bowl)	1
710411-16	Engine heat exchanger which uses the motor's cooling water to heat the living room	5
700865-16	2-zone underfloor heating, separately adjustable (living room, bathroom)	10
700866-16	Heating system bedroom area / garage, thermostatic adjustable (nicht für 791 RL / 890 RRL)	7
700868-16	Towel radiator	15
7015304-16	Mirrored cabinet in- and outside	1
701607-16	Toilet window 500 x 500 mm	2
710475-16	Overhead lockers bathroom (Daily)	6
710476-16	Overhead lockers bathroom (Eurocargo)	6

Body optional equipment

Artikel-no.	UPHOLSTERY / LEATHER / CARPET	ADDITIONAL WEIGHT in kg
809250-16	Textile / microfibre upholstery „Cream“	0
809251-16	Textile / microfibre upholstery „Caramel“	0
809240-16	Faux leather upholstery „Toffee“ with „Redonda“ foam-optic	15
809234-16	Leather upholstery „Mother of pearl“	25
809235-16	Leather upholstery „Savanna“	25
809236-16	Leather upholstery „Stone“	25
809213-16	Exclusive leather upholstery „Rustic Grey“ (natural material with visual inclusions and different surface optics possible)	25
308050-16	Original driver's cab seats covered in living room textile / microfibre instead of the chassis manufacturer's original upholstery	0
308040-16	Original driver's cab seats covered in living room leather instead of the chassis manufacturer's original upholstery	5
308030-16	Driver's cab seats in exclusive leather upholstery „Rustic Grey“ instead of the chassis manufacturer's original upholstery	5
870100-16	Upholstery textile / microfibre with „Redonda“ foam-optic	0
870000-16	Upholstery leather with „Redonda“ foam-optic	8
860000-16	Concorde Collection: 2 x small pillows, 1 x big pillow, 2 x blankets	8
7001121-16	Soft-walk floor covering: Yacht flooring optic	0
700824-16	Soft-walk floor covering: Slate flooring optic	0
7001553C-16	Linked and removable living room carpet. Colour: cream	10
7001553G-16	Linked and removable living room carpet. Colour: grey brown	10

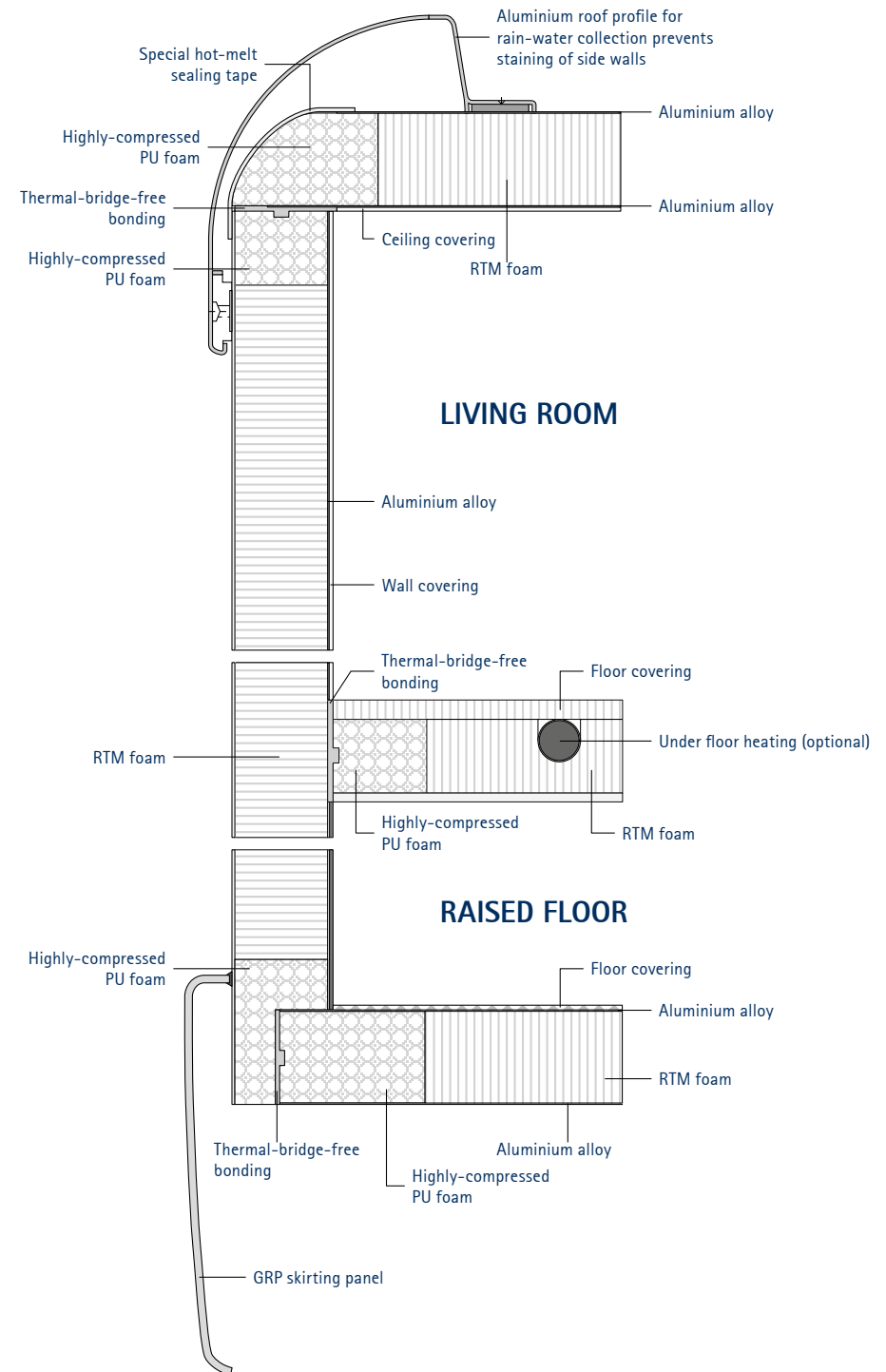
Concorde exclusively uses high-quality fabric and leather with a special stain resistance coating.

The mass in running order consists of: the dry weight with standard equipment plus driver (75 kg), full fuel tank, 100 l fresh water, full tank of gas, tool kit, spare wheel (Daily), compressor (Eurocargo).
Installing optional extras and accessories may alter the unladen weight and dimensions. All dimensions and weights correspond to the information available at the time of printing. Deviations of +/- 5 % are possible and permitted.

Sectional drawing

CONCORDE CRUISER CABIN CONSTRUCTION

In motorhome construction, Concorde stands for perfect insulation and outstanding stability. This is primarily down to the lack of thermal loss, completely sealed Solidtherm cabin construction with polyurethane rigid foam ledges as well as the insulation of the side walls with 38 millimetre strong RTM foam. And as if that was not enough: also the under and in-between floors are finished in a sandwich type construction and filled with a total of 70 millimetres of insulation. The exterior side skirt panels, bumpers as well as front and rear masks are formed from highly stable and nonetheless elastic fibreglass composite materials. The high gloss and flush wall surfaces are made from aluminium sandwich construction. Aluminium roof profile ledges with rainwater drainage channels to reduce sidewall staining. We give a 10-year water ingress warranty on the body against ingress of moisture from the outside in combination with annual inspection plan in accordance with the Concorde warranty conditions.



Technical modifications reserved provided that the overall product quality remains the same or is improved and the intended purpose is not impaired. On publication of this technical information, all previous are rendered invalid. Subject to change without notice, errors excepted.

Concorde

REISEMOBILE AUS LEIDENSCHAFT

Concorde Reisemobile GmbH
Concorde-Straße 2-4, 96132 Schlüsselfeld-Aschbach
Telefon +49 (0) 95 55 / 92 25-0, Telefax +49 (0) 95 55 / 92 25-44
Internet: www.concorde.eu, E-Mail: info@concorde.eu