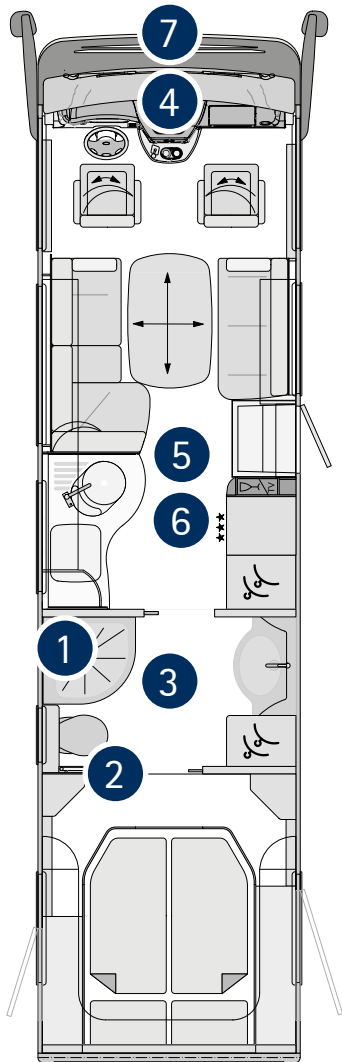




Technical Information 2016

**Concorde**  
REISEMOBILE AUS LEIDENSCHAFT

# The standard „highlights“ of the Liner Plus:



1

## Room zone heating

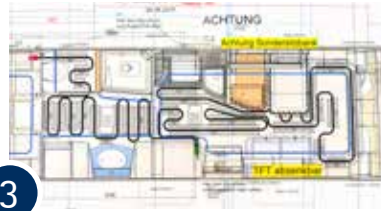
The multifunctional adjustable warm water heating system creates four different warm areas which can be tempered separately from each other: living room, wellness area and bedroom are tempered through thermostatic valve, the temperature of the garage is regulated through a Three-Way-Cock. Through two temperature sensors in the living room and bedroom, one of the temperature sensors can be determined as preference room. Through this the advance temperature of the heating is regulated. Heat by every trick in the book.



2

## Towel radiator in bathroom

The towel radiator provides a cuddly warmth in the bathroom and a preheated towel. In combination with the underfloor heating, the bathroom is going to be a comfortable, feel good place.



3

## Two-zone-underfloor heating


Two separately adjustable underfloor heating's enable to heat up the living room and the bathroom floor separately depending on the individual needs. The close meshed network of the heating pipe is extended in the legroom of the driver's cab seats and provides a comforting warm feet whilst driving as well as whilst staying. Comfortable heat for your well-being.



4

## Heating plate for heating of front screen

When closed the front screen sits on a heated rail and radiates warmth to the front living area. A test with an infra-red camera clearly showed the thermal effect resulting from the aluminium screen with PU core insulation, which conducts the heat upwards thus reducing the perceived coldness through the windscreen in the area of the neck and shoulders.



5

## Helping frame

The helping frame has the task to connect the body with the chassis and represents the fundament of your motorhome. Such as the foundation wall of a house has the task to fix the house on the lot. In combination with the double floor construction there is generated a possibly wrap resistant body.



6

## Carrying construction

Two Alu frame in the double floor provide a stable "cellar construction" by connecting the helping frame with the living room floor and a solid box is created. Furniture and wall construction should be connected permanently with each other.



7

## Underride protection and crash element

The Liner Plus has a massive crash bumper which protects the radiator as well as the engine with the ancillary components in the event of an accident and therewith the exchange of the complete front mask is not necessary. The underride protection with crash bumper increases the passive safety in order to contribute to the well-being of the passenger. Safety throughout the vehicle.

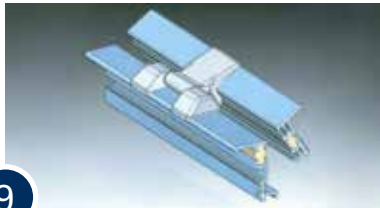
# The standard „highlights“ of the Liner Plus:



8

## Xenon headlights

The traffic expert day recommend Xenon light for more safety in traffic. Gas discharge lights have considerably brighter lights as conventional halogen lamps (H7 = max 1500 lm, D2S-Xenon approx. 3200 lm).



9

## Thermal break flap frames

- Frames with thermal break through Polyurethane intermediate store.
- New developed Concorde hinge. The flaps can be opened completely and do not dash against the hinges.
- The double impermeability prohibits a "freeze on" through the generation of condenser water.
- Anodized alu profile to avoid the contact corrosion (no aluminium corrosion). Therefore frost and corrosion do not have any chance.



10

## Electric packet

The serial power packet consists of a combination charger with inverter from 12 V to 230 V Sinus, 3000 W max and 1600 W continuous output with electronic regulation and network strength code as well as a maximal charge current 60 A. Two gel batteries with in total 340 Ah guarantee as standard a high battery capacity. Thus providing its own 230 V supply as standard.



11

## Front privacy screen

Variable screen from the bottom upwards: due to the "privacy"-function light and sun can enter the mobile home and the view to the outside is possible. At the same time curious looks are kept away.



12

## Electrical sunblind

A contribute to the active driving safety has the electrical sunblind in the driver's cab for the windscreen. It enables the unrestricted look in the coach exterior side mirrors and reduces at the same time the solar irradiation whereby the driver is not dazzled by the sun.



13

## John Guest household piping

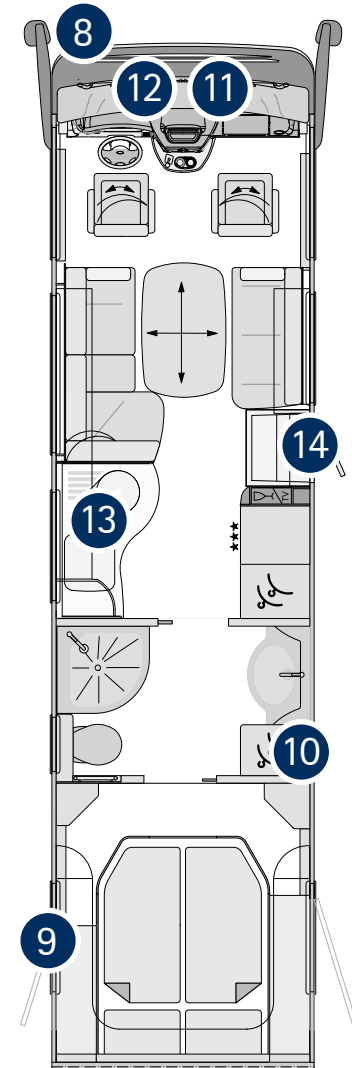
A water system similar to home. With pre-filter and high water pressure available at each water tap thanks to John Guest fresh water tubing. The advantages are obvious: no cross-sectional tapering and reduction of flow rate through ramification. No pressure loss as is experienced with flexible tubing. The smooth interior walls reduce sediment lodgement and therefore it enables a cleaner water hygiene. A clean matter which not only women appreciate.



14

## Coming Home

Illumination of the entry steps inside and outside – for a safe step and an illuminated return.



# Standard equipment

CHASSIS	IVECO Eurocargo	MB Atego
Insulated and soundproofed engine compartment cover	•	•
Turbo-diesel engine with rear-wheel drive and twin tyres	•	•
Automated 6-speed transmission (8 speed from MB Atego 1230 L)	•	•
Differential lock for rear axle	•	•
Traction control system (TCS)	•	•
Air suspension on the front axle (Iveco from 9 t, MB Atego from 12 t)	•	•
Air suspension on the rear axle with the function „lifting and lowering“	•	•
Tyres for up to 10 tonne chassis	245 / 70R17,5	235 / 75R17,5
Tyres for 12 tonne chassis	285 / 70R17,5	265 / 70R19,5
Tyres for 15 tonne chassis	-	285 / 70R19,5
Rear axle tyres with traction profile (M+S)	•	•
Disc brakes on the front and rear axle	•	•
Dual-circuit compressed air brake	•	•
Electronically regulated anti-lock braking system (ABS)	•	•
ESP	•	•
Engine brake	•	•
Cruise Control	•	•
3 phase alternator 28 V / 80 A incl. 2 x 45 A charging converter (for charging the leisure battery)	•	-
Upgraded 3 phase alternator 28 V / 150 A incl. 2 x 45 A charging converter (for charging the leisure battery)	-	•
Fuel tank capacity (only Iveco Eurocargo 90E)	180 l	180 l
Fuel tank capacity (only Iveco Eurocargo 120E)	260 l	-
Driver's cab air conditioning	•	•
Daytime running light	•	•
Xenon-headlights with washing system	•	•
Steering wheel with adjustable height and tilt	•	•
Hazard warning triangle, first-aid kit, warning lights and wheel chock	•	•
Stainless steel wheel trims	•	•

# Standard equipment

## BODY

## LINER PLUS

Tinted, panorama laminated glass windscreen with heated wiper support	•
Heated windscreen	•
Electrical sunblind in driver's cab for windscreen	•
Side windows of tempered glass, sliding with double glazing in the cab, tinted with pleated shade blind (usable as sun shield whilst driving) and fly screen, frame with thermal break	•
Exclusive individual dashboard, incl. trays	•
Dashboard cover in madras leather upholstery with quilting system	•
Smoky tinted double-glazed windows in living room, lift or slide opening, with pleated shade blind and fly screen	•
Electrical operated, heated, insulating shutter for windscreen	•
Highly stable, durable aluminium composite construction Solidtherm	•
Thermal-bridge-free, fully insulated wall-joint technology using high-density solid PU profiles	•
Completely insulated driver's cab	•
Radiator between insulated shutter and windscreen	•
40 mm wall thickness, of which 38 mm closed-cell RTM hard foam	•
Walls, roof and under floor internally and externally in high-quality aluminium sandwich construction	•
Side walls in sheet smooth, white stove-enamelled	•
Fully accessible roof on either side of the roof lights	•
Aluminium roof moulding with rain water channels to reduce staining to the side walls	•
Front mask constructed from highly stable corrosion resistant fiberglass composite material	•
Side skirting panels constructed from highly stable corrosion resistant fiberglass composite material	•
Rear wall internal and external fascia in high-quality aluminium sandwich construction with fiberglass facings	•
Heated double floor with approx. 420 mm height, accessible through external side flaps	•
Heavy duty rollers on rear chassis	•
Storage space flaps with cast aluminium hinges and low-maintenance, high-quality needle felt on the inside, frame with thermal break	•
Sandwich under and in-between floor with 40 mm or 30 mm thick RTM foam, total floor insulation 70 mm	•
Rear axle wheel arches in fully insulated sandwich construction	•
Illuminated rear garage with garage doors left and right (not car garage models) and lashing system	•
Illuminated internal entry step with heating	•
External electric retractable entrance step with safety circuit breaker and lighting	•
„Security Plus“ entrance door with number combination security lock and emergency key switch, „Interstop“ door security	•
Fly screen for entrance door	•
Outdoor lamp with security switch (automatic switch-off when engine starts)	•

# Standard equipment

## BODY

## LINER PLUS

Luxury driver's cab swivel seats with air suspension, lumbar support and heating	•
Front privacy screen (adjustable pull-up screen from the bottom upwards)	•
Rear garage floor with aluminium checker plate	•
Coach exterior side mirror (long) with wide angle, electrically heated and adjustable	•
Coach style wiper system	•

## LIVING ROOM / BEDROOM AREA

Furniture flaps and doors:	
• European Wenge (veneered on both sides)	•
One level living room floor from the dashboard through to the rear bed	•
Colour coordinated, high-quality microfibre for walls and ceiling	•
Floor covering. Colour: Parquet flooring optic	•
Living room suite ergonomically formed, high-quality textile / microfibre upholstery with zips (body) incl. driver's cab seats	•
High-quality sliding curtains	•
Multi-function couch on left side with seatbelt	•
Spacious wardrobe with LED lighting	•
Rear bed with bed base, adjustable headrest and comfortable cold foam mattress	•
Double-glazed panorama skylight (Heki 3) with lighting, fly screen and pleated shade blind in living room	•
Mini-Heki with fly screen and pleated shade blind in bedroom area	•
High-quality living room table	•
TV sideboard in entrance area	•
Entrance cabinet incl. a collection of glasses and LED lighting	•
Light canopies with LED spotlights and indirect lighting with a high-quality artificial leather cover	•
Robust metal entrance handle for boarding assistance	•
1 x 12 V socket (living room) and 3 x 230 V sockets (1 x living room, 2 x bedroom area)	•
Wall covering with artificial leather cassettes for double / single beds in the rear of the vehicle (depending on floor plan)	•
Front wall units over the full width of the windscreen	•

# Standard equipment

## PULL-DOWN BED (OPTIONAL)

## LINER PLUS

Bed size (in mm)	2080 x 1440
Height above bed (in mm)	860
Comfortable cold foam mattress with bed base	•
Mini-Heki with fly screen and pleated shade blind	•

## KITCHEN

Kitchen area with splashguard	•
Mineral kitchen worktop with seamless moulded integrated sink. Colour: marble white	•
Stainless steel three flame hob with automatic ignition and glass cover	•
High-quality design chrome single lever mixer tap with pull-out sprinkler head	•
190-l-refrigerator with separate 31-l-freezer compartment, refrigerator with dark reflective front.	•
AES (automatic and manual energy selection 12 V / 230 V / gas), 28-l-gas oven with grill function	•
Drawers with Servo-Soft closing	•
Integrated cutlery drawer	•
Roof ventilator	•
Light canopies with LED spotlights and indirect lighting	•
LED spotlights beneath the wall cupboards	•
Integrated waste bin system in lower kitchen cupboard	•
2 x 230 V sockets	•
Exclusive kitchen corner cabinet, lowered	•

# Standard equipment

## BATHROOM / TOILET

## LINER PLUS

High-quality design chrome single lever mixer tap on washstand	•
Mineral bathroom worktop with a seamless moulded integrated washbasin. Colour: marble white	•
Separate shower with transparent glass doors incl. removable clothes rail	•
Shower fittings with wall mounting and height adjustable shower head	•
Porcelain toilet with approx. 230-l-fixed tank	•
Bathroom fittings with toilet paper holder, toilet brush, liquid soap dispenser, hand towel hooks and rail, toothbrush glass	•
Toilet window	•
Mini-Heki with fly screen and pleated shade blind	•
Lighting with LED spotlights	•
Spacious wardrobe with LED lighting	•
Full-length mirror on sliding door	•
Spacious mirror cabinet with backlit shelves	•
2 x 230 V sockets	•

## WATER / GAS / HEATING

Gas bottle compartment for 2 x 11 kg gas bottles	•
Gas controller „Duocontrol“ with crash sensor and automatic bottle changing	•
Sink siphon	•
Fresh and waste water tank, each approx. 320 l located in heated double floor	•
Convenient waste water tank emptying with drain cock in heated double floor	•
External cleaning opening on all tanks, accessible from living room	•
Waste water drain hose with quick release fixing and cover cap	•
Automatically functioning central water pressure pump with filter system	•
Alde hot water-gas-central heating 5500 W with thermostat and timer, electrical heating cartridge 230 V / 3000 W, backflow lock with integrated hot water boiler to maintain all tapping points	•
Heating system bedroom area / garage, thermostatic adjustable	•
2-zone underfloor heating, separately adjustable	•
2-zone living room heating, separately adjustable (1 x living area + bathroom, 1 x bedroom area)	•
Towel radiator in bathroom with room thermostat	•
Engine heat exchanger which uses the motor's cooling water to heat the living room	•



## ELECTRICAL / TV / RADIO

## LINER PLUS

Gel battery 2 x 170 Ah	•
Battery monitoring system with deep discharge protection	•
230 V CEE connection in storage space with cable routing through vehicle floor	•
RCD automatic personal protection	•
Combination charging unit with inverter from 12 V to 230 V, Sinus 3000 W max and 1600 W continuous output, with electric control and mains priority circuit, maximum charging current 60 A	•
Disconnection of on-board electrics when capacity limit is reached with automatic restarting function	•
1 x 230 V socket at the control centre positioned in in-between floor	•
Double DIN radio with CD / DVD, MP3 and USB port, 3-way speaker system	•
LED lighting in interior	•
Service friendly access to on-board electronics with perforated plate housing in rear garage (in external storage compartment on the right for G-models)	•
Automatic chargeover of refrigerator when engine is switch off, from 12 V to gas / 230 V (land connection)	•
Automatic charging of the leisure and vehicle battery, charge is maintained by vehicle alternator as well as whilst driving	•
Circuit breaker for leisure battery	•
Automatic disconnection and connection of leisure and vehicle battery	•

# Standard equipment

## ON-BOARD ELECTRONICS

## LINER PLUS

Highly modern microprocessor-controlled electrical system with BUS (Binary Unit System)

•

Centralized control panel with 7" touch-screen colour display

•

Select buttons for switching on and off the following devices:

• Panel

•

• Lighting

•

• Water pump

•

• Heating

•

LCD display for monitoring:

• Fresh water tank (fill level in %)

•

• Waste water tank (fill level in %)

•

• Septic tank (fill level in %)

•

• Battery voltage of the vehicle and leisure battery

•

• Outdoor and indoor temperature

•

• External power supply

•

• Gas level (only in conjunction with gas tank)

•

• Battery parallel circuit

•

• Date and time with alarm function

•

Alarm systems for:

• Waste water tank full

•

• Fresh water tank empty

•

• Septic tank full

•

• Battery undervoltage

•

• Reserve gas bottle in use

•

• Extended entrance step

•

Battery computer:

• Leisure battery capacity indicator

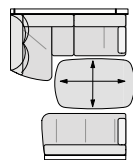
•

• Charging and discharging current

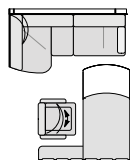
•

# Technical specifications

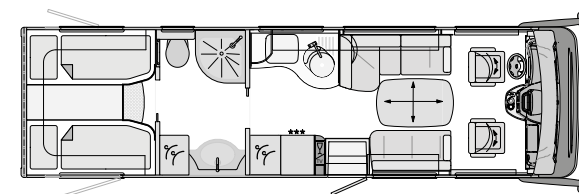
## LINER PLUS 890 L



CL-Lounge



Bar version



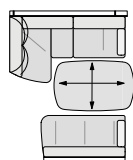
Lounge

Basic vehicle	Iveco Eurocargo	MB Atego
Chassis type	90E25	923 L
Engine	6-cylinder	4-cylinder
Engine capacity	6,7 l	5,1 l
Output	184 kW (250 hp)	170 kW (231 hp)
Torque	850 Nm	900 Nm
Overall length (mm)	9000	9000
Overall width (mm)	2450	2450
Overall height (mm)	3560	3630
Wheelbase (mm)	4455	4520
Gross vehicle weight ratio (kg)	9000	9500
Mass in running order(kg)	7370	7690
Payload (kg)	1630	1810
Towing capacity braked (kg)	3500	3500
Seats with three point seatbelt in Lounge / CL-Lounge / bar version	3 / 4 / 4	3 / 4 / 4
Bench seat left (CL-Lounge, mm)	1850 / 915	1850 / 915
Bench seat right (mm)	1360 / 650	1360 / 650
Rear bed (mm)	2 x 2000 / 850	2 x 2000 / 850
Pull-down bed dimensions (optional, mm)	2080 / 1440	2080 / 1440
Height above pull-down bed (mm)	860	860
Garage door right H / W (mm) clearance dimensions	1250 / 1150	1250 / 1150
Garage door left H / W (mm) clearance dimensions	1250 / 800	1250 / 800

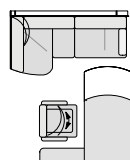
For further information concerning measurements and weight specifications see page 26.

# Technical specifications

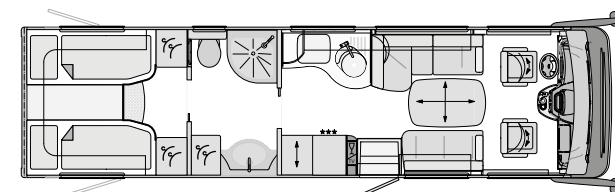
## LINER PLUS 940 LS



CL-Lounge



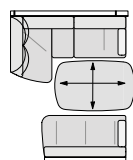
Bar version



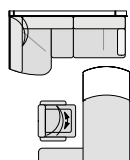
Lounge

Basic vehicle	Iveco Eurocargo	MB Atego
Chassis type	90E25	923 L
Engine	6-cylinder	4-cylinder
Engine capacity	6,7 l	5,1 l
Output	184 kW (250 hp)	170 kW (231 hp)
Torque	850 Nm	900 Nm
Overall length (mm)	9500	9500
Overall width (mm)	2450	2450
Overall height (mm)	3560	3630
Wheelbase (mm)	4815	4820
Gross vehicle weight ratio (kg)	9000	9500
Mass in running order(kg)	7520	7840
Payload (kg)	1480	1660
Towing capacity braked (kg)	3500	3500
Seats with three point seatbelt in Lounge / CL-Lounge / bar version	3 / 4 / 4	3 / 4 / 4
Bench seat left (CL-Lounge, mm)	1850 / 915	1850 / 915
Bench seat right (mm)	1360 / 650	1360 / 650
Rear bed (mm)	2 x 2000 / 850	2 x 2000 / 850
Pull-down bed dimensions (optional, mm)	2080 / 1440	2080 / 1440
Height above pull-down bed (mm)	860	860
Garage door right H / W (mm) clearance dimensions	1250 / 1150	1250 / 1150
Garage door left H / W (mm) clearance dimensions	1250 / 800	1250 / 800

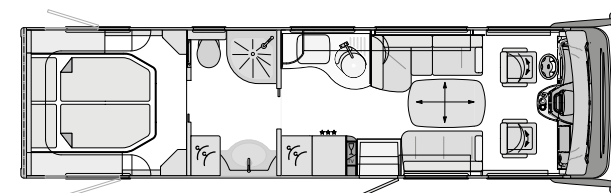
## LINER PLUS 940 M



CL-Lounge



Bar version



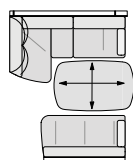
Lounge

Basic vehicle	Iveco Eurocargo	MB Atego
Chassis type	90E25	923 L
Engine	6-cylinder	4-cylinder
Engine capacity	6,7 l	5,1 l
Output	184 kW (250 hp)	170 kW (231 hp)
Torque	850 Nm	900 Nm
Overall length (mm)	9500	9500
Overall width (mm)	2450	2450
Overall height (mm)	3560	3630
Wheelbase (mm)	4815	4820
Gross vehicle weight ratio (kg)	9000	9500
Mass in running order(kg)	7520	7840
Payload (kg)	1480	1660
Towing capacity braked (kg)	3500	3500
Seats with three point seatbelt in Lounge / CL-Lounge / bar version	3 / 4 / 4	3 / 4 / 4
Bench seat left (CL-Lounge, mm)	1850 / 915	1850 / 915
Bench seat right (mm)	1360 / 650	1360 / 650
Rear bed (mm)	2000 / 1570	2000 / 1570
Pull-down bed dimensions (optional, mm)	2080 / 1440	2080 / 1440
Height above pull-down bed (mm)	860	860
Garage door right H / W (mm) clearance dimensions	1250 / 1150	1250 / 1150
Garage door left H / W (mm) clearance dimensions	1250 / 800	1250 / 800

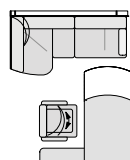
For further information concerning measurements and weight specifications see page 26.

# Technical specifications

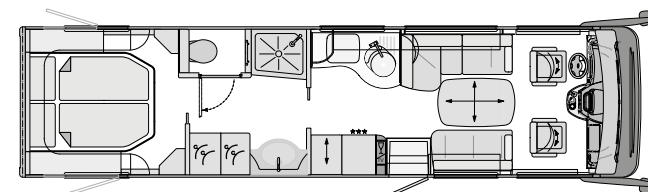
## LINER PLUS 995 M



CL-Lounge



Bar version

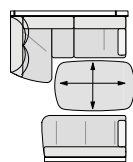


Lounge

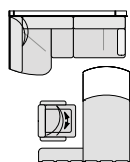
Basic vehicle	Eurocargo	MB Atego
Chassis type	120E28	1230 L
Engine	6-cylinder	6-cylinder
Engine capacity	6,7 l	7,7 l
Output	206 kW (280 hp)	220 kW (299 hp)
Torque	1000 Nm	1200 Nm
Overall length (mm)	10000	10000
Overall width (mm)	2450	2450
Overall height (mm)	3690	3720
Wheelbase (mm)	5175	5060
Gross vehicle weight ratio (kg)	11990	11990
Mass in running order(kg)	8550	8890
Payload (kg)	3440	3100
Towing capacity braked (kg)	3000	3000
Seats with three point seatbelt in Lounge / CL-Lounge / bar version	3 / 4 / 4	3 / 4 / 4
Bench seat left (CL-Lounge, mm)	1850 / 915	1850 / 915
Bench seat right (mm)	1360 / 650	1360 / 650
Rear bed (mm)	2000 / 1570	2000 / 1570
Pull-down bed dimensions (optional, mm)	2080 / 1440	2080 / 1440
Height above pull-down bed (mm)	860	860
Garage door right H / W (mm) clearance dimensions	1250 / 1150	1250 / 1150
Garage door left H / W (mm) clearance dimensions	1250 / 800	1250 / 800

# Technical specifications

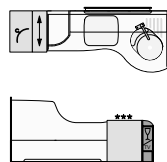
## LINER PLUS 990 L



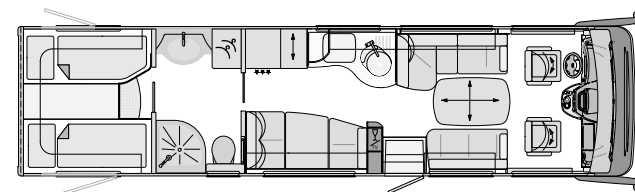
CL-Lounge



Bar version



Kitchen version 996 L



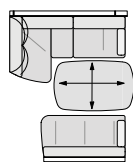
Lounge

Basic vehicle	Iveco Eurocargo	MB Atego
Chassis type	120E28	1230 L
Engine	6-cylinder	6-cylinder
Engine capacity	6,7 l	7,7 l
Output	206 kW (280 hp)	220 kW (299 hp)
Torque	1000 Nm	1200 Nm
Overall length (mm)	10000	10000
Overall width (mm)	2450	2450
Overall height (mm)	3690	3720
Wheelbase (mm)	5175	5060
Gross vehicle weight ratio (kg)	11990	11990
Mass in running order(kg)	8650	8990
Payload (kg)	3340	3000
Towing capacity braked (kg)	3000	3000
Seats with three point seatbelt in Lounge / CL-Lounge / bar version	5 / 6 / 6	5 / 6 / 6
Bench seat left (CL-Lounge, mm)	1850 / 915	1850 / 915
Bench seat right (mm)	1360 / 650	1360 / 650
Rear bed (mm)	2 x 2000 / 850	2 x 2000 / 850
Pull-down bed dimensions (optional, mm)	2080 / 1440	2080 / 1440
Height above pull-down bed (mm)	860	860
Garage door right H / W (mm) clearance dimensions	1250 / 1150	1250 / 1150
Garage door left H / W (mm) clearance dimensions	1250 / 800	1250 / 800

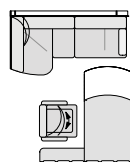
For further information concerning measurements and weight specifications see page 26.

# Technical specifications

## LINER PLUS 990 G



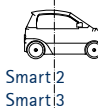
CL-Lounge



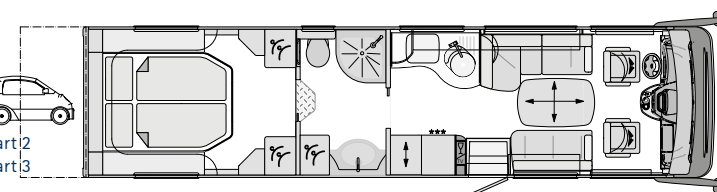
Bar version



Quadix  
(optional)



Smart2  
Smart3

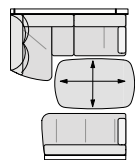


Lounge

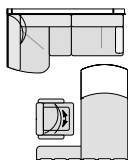
Basic vehicle	Eurocargo	MB Atego
Chassis type	120E28	1230 L
Engine	6-cylinder	6-cylinder
Engine capacity	6,7 l	7,7 l
Output	206 kW (280 hp)	220 kW (299 hp)
Torque	1000 Nm	1200 Nm
Overall length (mm)	10155	10155
Overall width (mm)	2450	2450
Overall height (mm)	3690	3720
Wheelbase (mm)	5175	5060
Gross vehicle weight ratio (kg)	11990	11990
Mass in running order(kg)	8710	9080
Payload (kg)	3280	2910
Towing capacity braked (kg)	3000	3000
Seats with three point seatbelt in Lounge / CL-Lounge / bar version	3 / 4 / 4	3 / 4 / 4
Bench seat left (CL-Lounge, mm)	1850 / 915	1850 / 915
Bench seat right (mm)	1360 / 650	1360 / 650
Rear bed (mm)	2000 / 1570	2000 / 1570
Pull-down bed dimensions (optional, mm)	2080 / 1440	2080 / 1440
Height above pull-down bed (mm)	860	860
Rear flap H / W (mm)	1610 / 2100	1610 / 2100



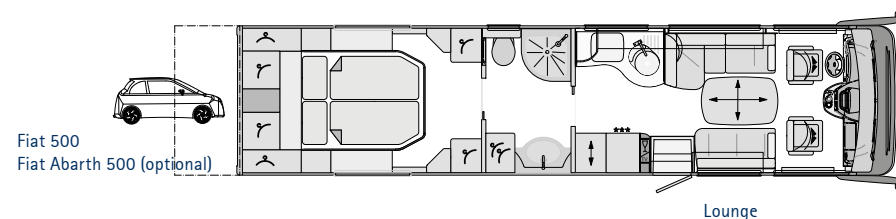
## LINER PLUS 1060 GMAX



CL-Lounge



Bar version



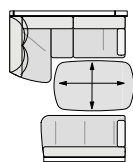
Fiat 500  
Fiat Abarth 500 (optional)

Lounge

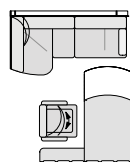
Basic vehicle	MB Atego
Chassis type	1530 L
Engine	6-cylinder
Engine capacity	7,7 l
Output	220 kW (299 hp)
Torque	1200 Nm
Overall length (mm)	10700
Overall width (mm)	2450
Overall height (mm)	3730
Wheelbase (mm)	5360
Gross vehicle weight ratio (kg)	15000
Mass in running order(kg)	9250
Payload (kg)	5750
Towing capacity braked (kg)	3000
Seats with three point seatbelt in Lounge / CL-Lounge / bar version	3 / 4 / 4
Bench seat left (CL-Lounge, mm)	1850 / 915
Bench seat right (mm)	1360 / 650
Rear bed (mm)	2000 / 1570
Pull-down bed dimensions (optional, mm)	2080 / 1440
Height above pull-down bed (mm)	860
Rear flap H / W (mm)	1610 / 2100

# Technical specifications

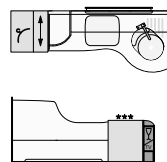
## LINER PLUS 1090 MS



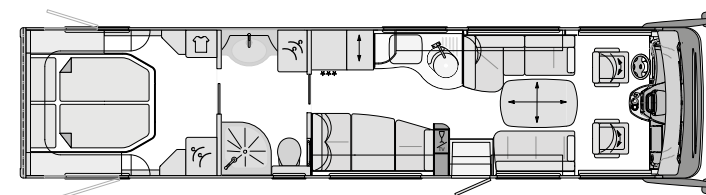
CL-Lounge



Bar version



Kitchen version 1096 MS



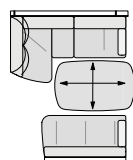
Lounge

Basic vehicle	Iveco Eurocargo	MB Atego
Chassis type	120E28	1230 L
Engine	6-cylinder	6-cylinder
Engine capacity	6,7 l	7,7 l
Output	206 kW (280 hp)	220 kW (299 hp)
Torque	1000 Nm	1200 Nm
Overall length (mm)	11000	11000
Overall width (mm)	2450	2450
Overall height (mm)	3690	3720
Wheelbase (mm)	5670	5660
Gross vehicle weight ratio (kg)	11990	11990
Mass in running order(kg)	8950	9290
Payload (kg)	3040	2700
Towing capacity braked (kg)	3000	3000
Seats with three point seatbelt in Lounge / CL-Lounge / bar version	5 / 6 / 6	5 / 6 / 6
Bench seat left (CL-Lounge, mm)	1850 / 915	1850 / 915
Bench seat right (mm)	1360 / 650	1360 / 650
Dinette	1960 / 920	1960 / 920
Rear bed (mm)	2000 / 1570	2000 / 1570
Pull-down bed dimensions (optional, mm)	2080 / 1440	2080 / 1440
Height above pull-down bed (mm)	860	860
Garage door right H / W (mm) clearance dimensions	1250 / 1150	1250 / 1150
Garage door left H / W (mm) clearance dimensions	1250 / 800	1250 / 800

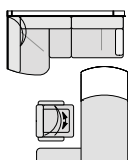
For further information concerning measurements and weight specifications see page 26.

# Technical specifications

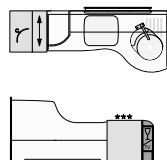
## LINER PLUS 1130 GMAX



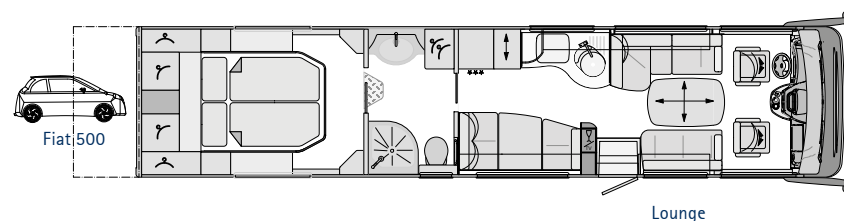
CL-Lounge



Bar version



Kitchen version 1136 G



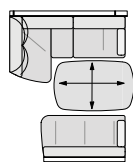
Lounge

Basic vehicle	MB Atego
Chassis type	1530 L
Engine	6-cylinder
Engine capacity	7,7 l
Output	220 kW (299 hp)
Torque	1200 Nm
Overall length (mm)	11400
Overall width (mm)	2450
Overall height (mm)	3730
Wheelbase (mm)	5860
Gross vehicle weight ratio (kg)	15000
Mass in running order(kg)	9430
Payload (kg)	5570
Towing capacity braked (kg)	3000
Seats with three point seatbelt in Lounge / CL-Lounge / bar version	5 / 6 / 6
Bench seat left (CL-Lounge, mm)	1850 / 915
Bench seat right (mm)	1360 / 650
Dinette	1960 / 920
Rear bed (mm)	2000 / 1570
Pull-down bed dimensions (optional, mm)	2080 / 1440
Height above pull-down bed (mm)	860
Rear flap H / W (mm)	1610 / 2100

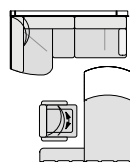
For further information concerning measurements and weight specifications see page 26.

# Technical specifications

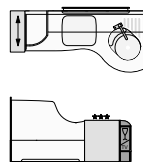
## LINER PLUS 1140 G



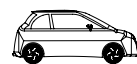
CL-Lounge



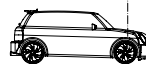
Bar version



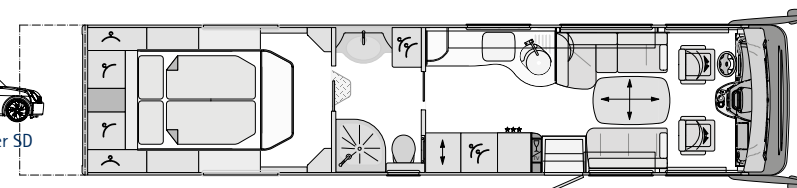
Kitchen version 1146 G



Fiat 500  
Fiat Abarth 500 (optional)



Mini Cooper SD



Lounge

Basic vehicle	MB Atego
Chassis type	1530 L
Engine	6-cylinder
Engine capacity	7,7 l
Output	220 kW (299 hp)
Torque	1200 Nm
Overall length (mm)	11415
Overall width (mm)	2450
Overall height (mm)	3730
Wheelbase (mm)	5960
Gross vehicle weight ratio (kg)	15000
Mass in running order(kg)	9330
Payload (kg)	5670
Towing capacity braked (kg)	3000
Seats with three point seatbelt in Lounge / CL-Lounge / bar version	3 / 4 / 4
Bench seat left (CL-Lounge, mm)	1850 / 915
Bench seat right (mm)	1360 / 650
Dinette	1960 / 920
Rear bed (mm)	2000 / 1570
Pull-down bed dimensions (optional, mm)	2080 / 1440
Height above pull-down bed (mm)	860
Rear flap H / W (mm)	1610 / 2100

# Chassis optional equipment

Artikel no.	CHASSIS IVECO EUROCARGO	ADDITIONAL WEIGHT in kg
700511-16	Tow bar with towable mass 3500 kg (3000 kg from 10 t) (only available factory-fitted)	29
7000415-16	Electrical prearrangement tow bar	5
700097-16	Hydraulic supporting jacks with automatic levelling	139
700098-16	Hydraulic supporting jacks with automatic levelling (G-models)	139
703406-16	Concorde steering wheel in leather	1
703417-16	Concorde steering wheel in leather removable (for 120E)	2
709273-16	<b>Chassis variant 12000 kg</b> Iveco Eurocargo 120E28 (6 cylinder, 6.7 l, 206 kW (280 hp) 1000 Nm, (height 3600 mm), towable mass 3000 kg) Chassis with 19,5" tyres available for: 940 M, 940 LS	890
1050801-16	Dual pressure air horn	3
125013-16	Commitment charge incl. full series fuel tank and Adblue tank (90E)	0
125014-16	Commitment charge incl. full series fuel tank and Adblue tank (120E)	0

# Chassis optional equipment

Artikel no.	CHASSIS MERCEDES BENZ ATEGO	ADDITIONAL WEIGHT in kg
700511-16	Tow bar with towable mass 3500 kg (3000 kg from 10 t) (only available factory-fitted)	29
7000416-16	Electrical prearrangement tow bar	5
700097-16	Hydraulic supporting jacks with automatic levelling	139
700098-16	Hydraulic supporting jacks with automatic levelling (G-models)	139
7005012-16	6.75 x 17.5" „Alcoa Dura bright" alloy wheel rims with standard tyres (spare wheel steel rim) (MB Atego 923 L)	-56
7005017-16	7.50 x 19.5" „Alcoa Dura bright" alloy wheel rims with standard tyres (spare wheel steel rim) (MB Atego 1230 L, 1530 L)	-60
703405-16	Original steering wheel in leather with real chrome trim	3
703425-16	Original steering wheel in leather with real wood trim	3
709179-16	Engine variant 924 (6 cylinder, 7.7 l, 175 kW (238 hp), 1000 Nm) available for: 890 L, 940 M, 940 LS	180
125025-16	Automated 8-speed transmission system (only in conjunction with no. 709179-16)	51
709181-16	<b>Chassis variant 12000 kg</b> 1230 L instead of 923 L (6 cylinder, 7.7 l, 220 kW (299 hp), 1200 Nm, height 3710 mm, wheelbase 4760 mm, towable mass 3000 kg) Chassis with 19,5" tyres Air suspension on the front axle available for: 890 L, 940 M, 940 LS	900
709182-16	<b>Chassis variant 15000 kg</b> 1530 L instead of 1230 L (6 cylinder, 7.7 l, 220 kW (299 hp), 1200 Nm, height 3720 mm, wheelbase 5060 mm for 995 M, 990 L, 990 G) Chassis with 19,5" tyres Air suspension on the front axle available for: 995 M, 990 L, 990 G, 1090 MS	90
145051-16	High Performance engine brake	6
1050801-16	Dual pressure air horn	3
125013-16	Commitment charge incl. full series fuel tank and Adblue tank	0

# Body optional equipment

Artikel no.	BODY	ADDITIONAL WEIGHT in kg
125238-16	<b>Centurion-Style-Packet</b> Furniture in Noce with roof cabinet fronts in „high gloss“ Senosan cream white External decor in „Centurion Style“ incl. decals Living room windows with shading in privacy black Venetian blinds with wood slats living room Linked and removable living room carpet Concorde Collection (2 x small pillows, 1 x big pillow, 2 x blankets) Soft-walk floor covering: Yacht flooring optic	31
701181-16	External decor in „Centurion Style“ incl. decals	1
701610-16	Living room windows with shading in privacy black	0
700141-16	Roof awning 2 x 4 m, electric (from 1060)	84
700143-16	Roof awning 6.0 m, electric (890 L / 940 LS / 940 M / 990 G / 990 L / 995 M)	66
7012031-16	LED side wall lighting underneath the awning	2
701203-16	LED roof lighting, drivers and passenger side, individually switchable	3
7062290-16	Central locking system for storage space flaps (without the skirting panel flaps and the gas locker door and the garage door of G-models)	5
700175-16	Thermo insulated windows in driver's cab, side windows electrically operated	3
700394-16	Front bumper mirror right and left for coach exterior side mirrors	2
126910-16	Garage Layout for „Quadix“ with adapted tanks for fresh water, grey water and septic tanks (for Liner Plus 990 G)	0

## LIVING ROOM / BEDROOM AREA

7061305-16	CL-Lounge with side couch (4-person approval)	24
7061306-16	Bar version with adjustable individual seat and multi-function bench (4-person approval)	46
704498-16	Pull-down bed with mechanical operation, bed base, instead of front wall unit	45
7044981-16	Pull-down bed with electrical operation, bed base, instead of front wall unit	53
7015541-16	Height adjustable living room table with upholstered chairs (not in conjunction with bar version)	8
701551-16	Height adjustable dinette table with upholstered chairs (990 L / 1090 MS / 1130 GMAX)	8
700754-16	Midi-Heki instead of Mini-Heki (bedroom area)	6
700752-16	Panorama skylight (Heki 3) instead of Mini-Heki (bedroom area)	19
700812-16	Cabinet fronts in „high gloss“ Senosan cream white	8
7001046-16	Venetian blinds with wood slats living room	5
7006674-16	Higher entrance cabinet incl. a collection of glasses and LED lighting (not in conjunction with TV in entrance area)	10

# Body optional equipment

Artikel no.	KITCHEN	ADDITIONAL WEIGHT in kg
700436-16	Stainless steel microwave with grill function under hob, 230 V operation via land connection, 26-l-oven (not in conjunction with dishwasher)	22
701899-16	Dishwasher under hob (not in conjunction with microwave)	25
700470-16	Kitchen version (996 L / 1096 MS / 1136 G)	-100
700471-16	Kitchen version (1146 G)	-100

## ELECTRICAL

700743-16	<b>Electric power packet</b> 1 x gel battery 170 Ah additional (total of 3 batteries), combination charger 100 A, Sinus inverter from 12 V to 230 V, 4000 W max and 2200 W continuous output with network compensator	60
701200-16	Alarm system with surveillance of the interior, the garage flaps and the living room door	3
700853-16	Built-in 2600 W gas generator (only in conjunction with gas tank)	50
700684-16	Double reverse camera with shutter (picture through series radio)	4
700720-16	Solar panels with approx. 120 W maximal power	15
700722-16	Solar panels with approx. 2 x 120 W maximal power	30

## TV / RADIO / TELEPHONE

	Satellite TV set with 85 cm dish, fully automatic tuning, multiple user facilities through TWIN-LNB, port for second receiver with 12 V and antenna socket in bedroom area, sound reproduction over radio (total vehicle height approx. 100 mm extra):	
700560-16	Satellite TV set 1 with 24" LED flat screen in entrance area (890 L / 940 LS / 940 M / 995 M / 990 G / 1060 GMAX / 1140 G)	38
700561-16	Satellite TV set 1 with 24" LED flat screen in entrance area (990 L / 1090 MS / 1130 GMAX)	38
700567-16	Satellite TV set 2 with 24" LED flat screen in right overhead cupboard, electrically height adjustable	45
700566-16	Satellite TV set 2 with 24" LED flat screen in right overhead cupboard, electrically height adjustable (G-models)	45
700564-16	Satellite TV set 3 with 24" LED flat screen in overhead cupboard above windscreen, electrically height adjustable (not in conjunction with pull-down bed)	45
7005601-16	Satellite TV set 4 with 32" LED flat screen in right overhead cupboard, electrically height adjustable	50
7005602-16	Satellite TV set 4 with 32" LED flat screen in right overhead cupboard, electrically height adjustable (G-models)	50



# Body optional equipment

Artikel no.	TV / RADIO / TELEPHONE	ADDITIONAL WEIGHT in kg
7005603-16	Satellite TV set 5 with 32" LED flat screen in overhead cupboard above windscreen, not height adjustable (not in conjunction with pull-down bed)	43
700576-16	Internet satellite TV set with 24" LED flat screen in entrance area, set with TV reception function, GPS SKEW and Internet access	38
700515-16	WLAN router, Fritz-Box, Wi-Fi (only in conjunction with no. 700576-16)	1
7006051-16	Navigation system (with truck software and 7" touch-screen, integrated radio with DVD, CD and MP3 playback, hands-free device for telephone with Bluetooth)	4
7005922-16	Sound system with 3-way speaker in driver's cab, vehicle specific frequency crossover, 2-way speaker in living room, double-bass reflex subwoofer, sound processor	25
700573-16	22" LED flat screen for rear bedroom area with integrated TV receiver	15
7005102-16	Combination 230 V / 12 V / antenna / socket with cable routing in the floor. Position: in the external storage space on the right side of the vehicle (for optional external TV connection) (satellite output)	1
700677-16	DVB-T external antenna for reception of terrestrial TV (for 2 TV devices)	2
706346-16	DAB+ Digital radio, premium quality sound system with additional added features	3

## WATER / GAS / HEATING / BATHROOM

700412-16	External shower in the garage (driver's side)	2
700863-16	„Motor Caravan" diesel block heater with convenient permanent heating function (5200 W) incl. time switch	10
700898-16	Gas alarm for monitoring living room (carbon monoxide, propane, butane, narcotic gas)	2
7008901-16	Gas tank approx. 120 l with remote gas switch, gas prefilter, secondary gas filling point, crash sensor and contents indicator through the control panel display, incl. skirting panel flap (incl. full tank of gas)	104
7008902-16	Gas tank approx. 200 l with remote gas switch, gas prefilter, secondary gas filling point, crash sensor and contents indicator through the control panel display, incl. skirting panel flap (incl. full tank of gas) (not for 890 L / 940 LS / 940 M / 990 G on MB Atego)	160
700401-16	External gas socket on the passenger's side (BBQ point)	1
700830-16	Roof air conditioning 2400 W with heating element 1700 W (total vehicle height 130 mm extra)	34
700832-16	Air conditioning 2400 W for bedroom area with infrared remote control (mounting in double floor)	37
701813-16	SOG-Comfort toilet ventilation with activated carbon filter for fixed tank (extracted direct from toilet bowl)	1
700580-16	Smart-Control for Alde hot water heating	1
7015305-16	Mirrored cabinet in- and outside	1

# Body optional equipment

## UPHOLSTERY / LEATHER / CARPET

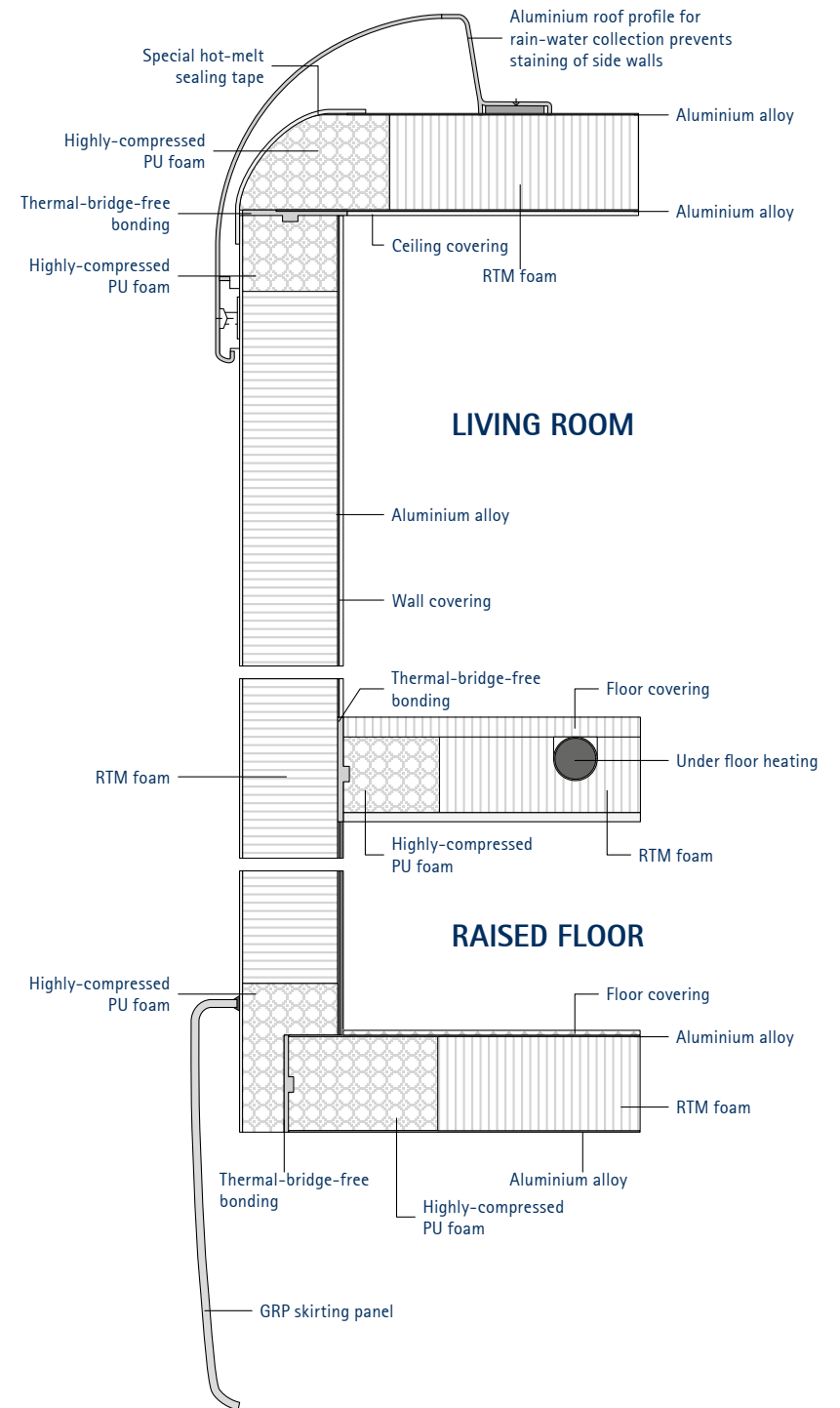
809250-16	Textile / microfibre upholstery „Cream“, ribbed optic	0
809251-16	Textile / microfibre upholstery „Caramel“, ribbed optic	0
809240-16	Faux leather upholstery „Toffee“ with „Redonda“ foam-optic	15
809234-16	Leather upholstery „Mother of pearl“, ribbed optic	25
809235-16	Leather upholstery „Savanna“, ribbed optic	25
809236-16	Leather upholstery „Stone“, ribbed optic	25
809213-16	Exclusive leather upholstery „Rustic Grey“, ribbed optic (natural material with visual inclusions and different surface optics possible)	25
835545-16	Kitchen dinette leather upholstery (only in conjunction with leather upholstery)	15
870100-16	Upholstery textile / microfibre with „Redonda“ foam-optic	0
870000-16	Upholstery leather with „Redonda“ foam-optic	0
860000-16	Concorde Collection: 2 x small pillows, 1 x big pillow, 2 x blankets	8
7001121-16	Soft-walk floor covering: Yacht flooring optic	0
700824-16	Soft-walk floor covering: Slate flooring optic	0
7001553C-16	Linked and removable living room carpet. Colour: cream	10
7001553G-16	Linked and removable living room carpet. Colour: grey brown	10

Concorde exclusively uses high-quality fabric and leather with a special stain resistance coating.

# Sectional drawing

## CONCORDE LINER PLUS CABIN CONSTRUCTION

In motorhome construction, Concorde stands for perfect insulation and outstanding stability. This is primarily down to the lack of thermal loss, completely sealed Solidtherm cabin construction with polyurethane rigid foam ledges as well as the insulation of the side walls with 38 millimetre strong RTM foam. And as if that was not enough: Also the under and in-between floors are finished in a sandwich type construction and filled with a total of 70 millimetres of insulation. The exterior side skirt panels, bumpers as well as front and rear masks are formed from highly stable and nonetheless elastic fiberglass composite materials. The high gloss and flush wall surfaces are made from aluminium sandwich construction. Aluminium roof profile ledges with rainwater drainage channels to reduce sidewall staining. We give a 10-year water ingress warranty on the body against ingress of moisture from the outside in combination with annual inspection plan in accordance with the Concorde warranty conditions.



Technical modifications reserved provided that the overall product quality remains the same or is improved and the intended purpose is not impaired.  
On publication of this technical information, all previous are rendered invalid. Subject to change without notice, errors excepted.

***Concorde***  
REISEMOBILE AUS LEIDENSCHAFT

Concorde Reisemobile GmbH  
Concorde-Straße 2-4, 96132 Schlüsselfeld-Aschbach  
Telefon +49 (0) 95 55 / 92 25-0, Telefax +49 (0) 95 55 / 92 25-44  
Internet: [www.concorde.eu](http://www.concorde.eu), E-Mail: [info@concorde.eu](mailto:info@concorde.eu)