

2020/2021



Your
Quality Time.




MOTOR HOME FORUM

*WELCOME TO THE
WORLD OF EURA MOBIL.*

The journey begins the moment you enter our new Motorhome Forum. Experience the brand and all it has to offer, as well as the Eura Mobil family of motorhomes. The exhibition space on the upper floor, measuring some 3,000 square metres, is where we showcase not only the motor homes of our own Eura Mobil brand, but also those of our sister brands, Forster and Karmann-Mobil, also based in Sprendlingen, along with motor homes from Benimar, Challenger, Mobilvetta and Roller Team, which are part of our Group's European brand network. As you know, we are keen to reach out to you and are happy to offer you advice whenever you need it. And we're always delighted to meet you at our customer events. On the ground floor, our new, expanded customer service centre with service support area and additional spare parts warehouse areas satisfy all your service requirements.

We are looking forward to experiencing a relaxing and informative quality time of a very special kind with you in our new facilities.



*ULTIMATELY,
ONLY ONE
BACKBONE
MATTERS.*

Whether it be a low-profile or A-class model or coachbuilt, whether it be a spontaneous weekend break to a lively city or a long-planned journey to explore the peace and quiet of nature, with Eura Mobil you'll always find the ideal vehicle for every occasion and for as many passengers as you want. Thanks to the consistently high quality of all of our motor homes and the many individual features that each one of them offers, you simply need to choose the one that takes your breath away. As a company that has specialised for many successful years in motor homes, we are always happy to help you during this important decision-making process with advice and practical assistance so that you can make your holiday dreams come true as soon as possible.



Eura Mobil
Sealed Structure



THERE'S NO ECONOMY CLASS. BUT THERE IS AVIATION TECHNOLOGY.

Entirely in line with the principle of "less is more", Eura Mobil rejects old technologies in the production of its high-quality motor homes in favour of delivering a completely new travel experience. The "Eura Mobil Sealed Structure" concept combines the advantages of high chassis stability with superlative long-term quality and an attractive design. With modern bonding methods borrowed from the world of aviation technology, the result is a fully sealed superstructure without any screw connections through the outer walls. The floor-wall connections are secured from inside with screws and then fully bonded across their entire surface. The industrial adhesives used have excellent stability and suffer no losses of flexibility or resilience. The wood-free walls are insulated throughout and therefore offer the best properties for winter. For the best feel-good experience at any time of year.



*PLENTY OF SPACE:
WITH END-TO-END
DOUBLE FLOOR
CONSTRUCTION.*

Thanks to the carefully thought-out double floor construction with a height of up to 37 cm, the storage capacity has increased to up to 3,800 litres, providing plenty of space for up to six people unwind, even on long journeys. The technology space is also installed in an easily accessible place, providing space for up to two superstructure batteries and water tanks with a fresh water volume of up to 150 litres – so bring on the holidays!



*THE NUMBER
ONE SPOT FOR
HIBERNATING.*

To make the feel-good experience on trips and holiday independence perfect, all Eura Mobil motor homes offer winter-proof on-board technology that is installed in a space-saving manner in the end-to-end double floor construction. In summer, the double floor of your Eura Mobil motor home provides a temperate cellar. In winter, the underfloor heating effect ensures even greater comfort.



*SIMPLY
WELL
MADE.*

"Beauty is in the eye of the beholder" is what springs to mind when watching our vehicle designers at their meticulous work. The responses that this professional design work evokes are also wonderful to watch. Let one of our stylish and high-quality motor homes wow you some time.



*THE PERFECT
INTERIOR IS
CHILD'S PLAY
FOR US.*

For the complex tasks that the interiors of our motor homes face, Eura Mobil develops high-quality furniture architectures on modern CAD workstations to ensure maximum precision and design reliability. The result is quality you can see and feel, created by Eura Mobil's carpentry division using both automated, CNC-controlled milling and time-served manual craftsmanship from our experienced carpenters. Precise and robust components are produced and these are used in combination with high-quality supplied components to create our stable, quiet and beautiful furniture. And it is precisely our furniture makers' passion for detail that creates the many practical advantages that you will soon learn to love yourself.



*DON'T BE LEFT
OUT IN THE RAIN –
OUR 10-YEAR
WARRANTY.*

We really aren't over-reaching when we promise you surprisingly worry-free, relaxed holidays in our motor homes. To help us do this, we have been using corrosion-resistant superstructures made from glass fibre-reinforced plastic (GRP), with wood-free walls for many years. Initially scorned due to the higher amount of work required in production, Eura Mobil has now long since been regarded as an icon of modern chassis technology in the mobile home construction industry. This is a technology that has proven its ability to reliably defy every conceivable environmental influence, but also prevent the chassis from looking tired. For our customers, this means: excellent reliability, simple care and lower third-party, fire and theft insurance premiums. But most importantly, the consistent use of bonding technology means more time for care-free enjoyment of your holiday. And up to 150 thousand kilometres, there's also a 10-year warranty on top.





A-CLASS

From Page 20

*A
HOME
WITH
EVERY-
THING.*



Travelling to remote regions or exploring new cities and at the same time having your familiar environment around you that's as comfortable as your own four walls – the top-class A-class motor homes from Eura Mobil provide this feeling of luxury in abundance. Your imagination and personal expression need know no limits when it comes to either your destinations or the design of your exclusive living space.

THE EURA MOBIL MOTOR HOME TYPOLOGY.

Every individual pursues their own goals. This is also true – and rightly so – when it comes to motor homes. Here is where you will find which of our product categories best matches your needs and the needs of your loved ones.

Days are meant to be filled with the joy of living. Whether it be a spontaneous weekend trip, a skiing trip in winter or a seemingly endless summer holiday – your everyday escape vehicle is always waiting for you. Take the time to enjoy freedom, either as a couple or with friends and family, and make the most of your free time. You don't need to accept any compromises, either – even the low-profile motor homes from Eura Mobil feature first-class technology and are available in an array of floor layouts and weight classes.



LOW-PROFILE

From Page 42

*A
HOME
FOR UP
AND
AWAY.*



COACHBUILT

From Page 78

*A
HOME
FOR
EVERY-
ONE.*



Exploring nature or escaping to the beach, trips to the park or off for the summer holidays: a coachbuilt motor home from Eura Mobil even makes the journey itself a relaxing experience, no matter what your destination with the family. The excellent use of space provides room for up to 6 family members or their friends – space to live, sleep and experience. Thanks to the intelligent lightweight architecture, the weight class below 3.5 tons offers a premium motor home that provides a complete home from home, even on the road.



A-CLASS

A HOME WITH EVERYTHING.



A-class motor homes indulge you with especially spacious room layouts, sophisticated lighting technology, fine materials and comfortable details. Integra – the luxury liner from Eura Mobil – is available either in a total length of 7.89 metres or 8.99 metres, and on the three-axle version either with single beds or a central double bed. The models in the new Integra line series offer you premium travel comfort with more compact layouts, without any compromises in terms of luxurious fittings. High-quality materials, new comfort fittings such as the electric lift-up bed and electrically controlled front blinds on the Integra add the finishing touch to your world of well-being. Always on board on both series: the advantages familiar from Eura Mobil such as the heated double floor and long-lasting chassis made from GRP composite materials.





Free time deserves to be enjoyed.
Simply imagine yourself far away – or simply drive there yourself! You can enjoy this freedom whichever way you like it thanks to the new Integra Line: the motor home for everyone who likes to go their own way and enjoy the natural diversity of the landscape. For everyone who loves exceptional design, especially when it comes from natural shapes. And for everyone who wants to turn their dream of feeling free into reality. The vehicle blends in perfectly with its natural surroundings and yet grants every imaginable wish in terms of luxury and comfort.



For up to 5 passengers
Passengers can make themselves comfortable on up to five seats with safety belts.



Optimised storage space
The storage space in the rear garage may be as much as 3,000 litres, depending on the model.



Unaffected by weather
Winter-proof superstructure, water installations entirely within the heated double floor.



A-CLASS
INTEGRA LINE



	IL 650 HS	IL 660 EB	IL 675 SB	IL 695 EB	IL 695 HB	IL 695 QB	IL 720 EB	IL 720 EF	IL 720 QB	IL 720 QF	IL 730 EB
Total length (m)	6.50	6.99	6.99	6.99	6.99	7.09	7.41	7.41	7.57	7.41	7.41
Total width (m)	2.32	2.32	2.32	2.32	2.32	2.32	2.32	2.32	2.32	2.32	2.32
Total height (m)	2.88	2.88	2.88	2.88	2.88	2.88	2.88	2.88	2.88	2.88	2.88
Internal width (m)	2.17	2.17	2.17	2.17	2.17	2.17	2.17	2.17	2.17	2.17	2.17
Standing height (m)	1.98	1.98	1.98	1.98	1.98	1.98	1.98	1.98	1.98	1.98	1.98
Load capacity (l)	1,500	2,000	1,500	2,00	2,700	1,500	3,000	3,000	1,500	1,500	1,200

AN EXTERIOR WORTHY OF APPLAUSE

Shapes inspired by nature meet high-tech elements such as the modern and bright LED bulbs or the dynamic GRP front mask – it is this exciting combination of concepts that gives the new Integra Line its dynamic character. With the additional chrome elements on the headlights, radiator grille and rear included in the Exclusive package, the new Integra Line shows off its true class with even more confidence.

The driver's cab of the Integra Line has dynamic yet elegant external contours with striking LED headlights (optional) and an eye-catching radiator grille.



With the exclusive designer package, you can upgrade your look even more with chrome elements on the radiator and headlight sockets.



THE PERFECT-FIT INTERIOR

On all Integra Line models you can choose between the natural, muted Chalet features in their bright, wild oak look, or the luxurious and stylish Navarra interior with its fine wood look. And of course, the Integra Line also comes in a range of customised floor plans to precisely suit your needs.



The sunlight-flooded rear seating group with large windows provides the perfect place to relax.



The lowerable flat screen TV in the centre of the sofa landscape means it is always in the ideal place for watching and relaxing together.

The compact Integra Line 650 HS surprises with its fantastic spaciousness within a total length of less than 6 m.



THE PERFECT CHOICE!

The attractive Mondial features are available in the 2021 season for all models in the Integra Line series. More comfort through more extras, and all as standard: save thanks to a significant price advantage compared to the sum of the individual components. Turn every holiday in the Integra Line into a luxury holiday! And, with the new Mondial Plus package, you can fully extend the Integra Line to create an exclusive liner with compact dimensions.

The Mondial design:

- Driver's cab air conditioning system
- Cruise control with speed limiter
- Seat height adjustment including lordosis support
- Moniceiver with rear-view camera and driver's cab carpet
- 16" aluminium rims
- Dashboard with chrome rings
- Heki and fly screen door
- Superstructure door with central locking
- Height-adjustable central bed on QB models

The Mondial Plus features:

- Prestige package
- Arctic package
- Plugin package
- 160 HP engine
- Solar system
- Awning



AN EXTRA HELPING OF LUXURY INCLUDED

The Integra Line offers customised solutions both for an enjoyable trip and a comfortable stay. Whether you want to spend your nights at your destination in separate beds or in a wide queen bed, whether you want smart lighting solutions or lots of space to relax – the models in the Integra Line series offer various fittings and intelligent features for virtually every preference, turning your new Integra Line into an exclusive compact liner.

In the bathroom of the IL 650 HS, you can benefit from the efficient use of space with its integrated shower cubicle and swivel wash basin.



Gourmet heaven: the large kitchen block gives you plenty of freedom while cooking and a plethora of storage options, including a 140-litre refrigerator.





Giving freedom a face.
 With the Integra, Eura Mobil has raised the bar for top-class motor homes to a completely new level: an emotionally striking yet highly functional and uniquely safety-focused lighting design both indoors and out accentuates the luxurious character found in this class. Discreet ambient lighting and state-of-the-art LED technology create especially impressive lighting conditions that can be seen from every angle. High-quality materials, first-class workmanship, stylish architecture and the extremely spacious interior design come together to form an incomparable atmosphere of well-being. Climb aboard and be inspired from start to finish – throughout your entire journey in this luxurious motor home.



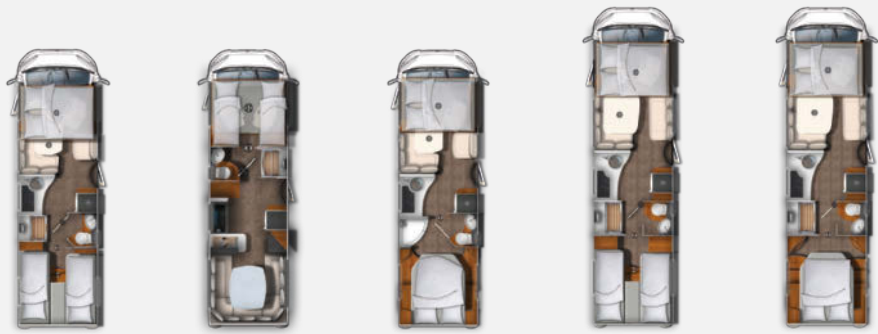
For up to 5 passengers
 Passengers can make themselves comfortable on up to five seats with safety belts.



Underfloor heating throughout
 The heating pipes warm all of the surfaces under which the hot water seating pipes run.



Contemporary bonding technology
 Fully bonded and seamlessly sealed rot-resistant materials.



	I 760 EB	I 760 HS	I 760 QB	I 890 EB	I 890 QB
Total length (m)	7.89	7.89	7.89	8.99	8.99
Total width (m)	2.32	2.32	2.32	2.32	2.32
Total height (m)	2.92	2.92	2.92	2.92	2.92
Internal width (m)	2.17	2.17	2.17	2.17	2.17
Standing height (m)	1.98	1.98	1.98	1.98	1.98
Load capacity (l)	3,000	1,700	1,700	3,000	1,700

A-CLASS
INTEGRA

STATEMENT FOR MORE BEAUTIFUL LIVING

With the Integra, Eura Mobil has created an icon of elegance that sparks wonder wherever it appears. Even from the outside, it provides a feast for the eyes that continues seamlessly on the inside: luxuriously upholstered seats with exclusive stitching offer the perfect invitation to sit on the comfortable pilot's seats or on the comfortable and stylish sofas. The high-quality materials and skilled workmanship that has gone into every piece of furniture in the Integra highlight the tasteful character of comfort and style. The visual connection to the wall units in the living space is created with elegant, moulded parts, producing a harmonious unit of the living space and driver's cab. And the precision-adjustable ambient lighting creates the perfect mood, either during the day or at night.

In the front of the vehicle, a spacious seating area spanning 1.3 metres offers wide, lavishly upholstered and beautifully made sofas around a double-pedestal table featuring decorative chrome elements. Behind it is a concealed, lowerable flat screen TV.



In the Integra, pure luxury awaits you: A super-comfortable bed with adjustable head section, two large wardrobes and plenty of storage space under the bed at the rear.



SUPERBLY SPACIOUS

In the Integra, we offer you furniture architecture that has been developed exclusively for our top model. Glossy wall units with a high-grade wood look and broad chrome inlays testify even at first glance to this luxury liner's premium-class aspirations. A lavish abundance of chrome elements can also be found in the base units, and in a host of other details. The otherwise matt surfaces of the furniture, as well as the work surfaces, furniture side panels and wall elements, which are designed in light cream shades, stand in appealing contrast.



BIG WHERE IT MATTERS: INTERIOR VALUES

The Integra 700 HB, with its innovative floor plan, offers an exceptional amount of space for a length of just 7.15 m. The core element of this smart space concept is a large bathroom that is mounted cross-wise in front of the height-adjustable double bed in the rear. A mirrored sliding door to the bed and a further sliding door to the kitchen turn the bathroom into a separate, spacious dressing room when required. The impressive amount of available space continues in the large kitchen with its ergonomic worktop and 153-litre refrigerator.



The ergonomically curved kitchen block with surface-mounted hob, oven, coffee maker lift and back-lit spice rack uses a combination of materials in its high-gloss cabinet fronts and silk-matt mineral surfaces to create a particular allure.



In the bathroom, the back-lit shower wall featuring a reed inlay as well as the slate-look washroom wall panelling impress even at first glance. The folding seat in the shower and mood lighting behind the rain shower then show off their hidden practical flair as soon as they are used.





LOW-PROFILE

A HOME FOR UP AND AWAY.



Partly built with more compact dimensions, partly built with the impressive technologies of the larger models: low-profile motor homes from Eura Mobil offer the ultimate in comfort with manageable dimensions. On the PROFILA RS, for example, there is a large, comfortable lift-up bed hidden directly in the ceiling, offering a relaxed and restful night's sleep for two people. The insulated and heated double floor throughout with this lightweight construction means that high-tech materials are also used in this class. The streamlined silhouettes of these attractive mobile homes reveal the owner's aspirations even as they drive past: With the CONTURA, PROFILA T and PROFILA RS models, regardless of the floor layout and feature options selected, the cry is always: Enjoy the freedom!





Feel free!
Open, spacious, free – just the way you want to feel on holiday, that’s just how the interior of the Profila T is designed. The large panoramic window brings the wonders of the sky to you and invites you to dream and relax. The fluid transition between the kitchen, bedroom and living space give you the impression of unending space. And the seating area for up to six people means you can spend hours relaxing and enjoying great company. Thanks to the high-quality and generous fittings, you may even sometimes forget that you’re staying in a motor home when you feel so completely at home yet are surrounded by so much freedom.




For up to 4 passengers
Two sleeping areas and an optional additional bed for two people.



For all travel situations
Spacious seating area with lengthways sofa, carefully thought-out. Kitchen and variable washrooms.



For all travel situations
Large cupboards, a spacious garage and smart storage areas.



	PT 675 SB	PT 695 EB	PT 695 HB	PT 720 EB	PT 720 QB	PT 720 EF	PT 720 QF	PT 730 EB
Total length (m)	6.99	6.99	6.99	7.41	7.57	7.41	7.41	7.41
Total width (m)	2.32	2.32	2.32	2.32	2.32	2.32	2.32	2.32
Total height (m)	2.86	2.86	2.86	2.86	2.86	2.86	2.86	2.86
Internal width (m)	2.17	2.17	2.17	2.17	2.17	2.17	2.17	2.17
Standing height (m)	1.98	1.98	1.98	1.98	1.98	1.98	1.98	1.98
Load capacity (l)	1,500	2,700	2,700	3,000	1,500	3,000	1,500	1,500

LOW-PROFILE
PROFILA T

FREEDOM IN EVERY SENSE OF THE WORD

When it comes to experiencing the world unhindered and unhurried, the Profila T series delivers particularly well. In addition to its stylish and sleek design, it features a low overall height of less than 2.90 metres and a standing height of 1.97 metres inside. It varies significantly in terms of its loading capacity, which ranges from 1,500 to 3,000 litres, while the comfortable, low "coupé step" with integrated and fully insulated entrance steps made from GRP are again common to all models.



EYES UP AND AWAY!

The Profila T offers you top-class technology even in the low-profile models from Eura Mobil. Simply enjoy every day just as you like in this stylish vehicle with sophisticated highlights. Feel completely free and unconstrained – no matter where you are. And always remember that, the best way to discover the real magnitude and exhilarating beauty of nature is to be up close and personal with it!



Beautifully practical: the folding bed on the P 675 SB allows direct access to the rear storage space located below it.

A comfortable double bed, a bath with separate shower and a seating area with a comfortable longitudinal bench create plenty of space for travelling, despite the compact length.

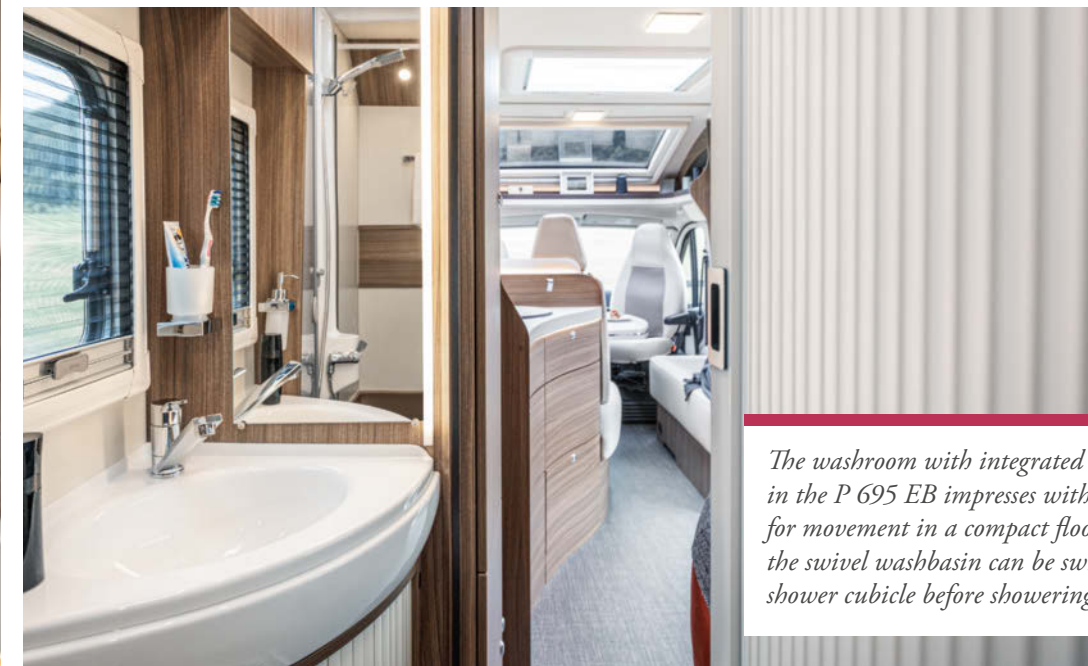


An unimpeded view: the Profila 675 SB impresses with its unimpeded view from front to rear with a generous feeling of space. And the feeling is more than just an illusion: a comfortable double bed, a bath with separate shower and a seating area with a comfortable longitudinal bench create plenty of space for travelling, despite the compact length.



FEEL-GOOD FACTOR AS STANDARD

Whether it be the kitchen, bathroom or bedroom – the features of the rooms in your Profila T motor home could easily rival those of a hotel: the spacious kitchen with its modern fittings offers numerous drawers for ingredients and utensils, while the sink can be covered to increase the size of the work surface. The integrated bathroom in the Profila T offers a particularly delightful ambience. Warm colours radiate from the furniture, with the best light for applying make-up, shaving and styling hair before going out and a bright and friendly, spacious shower – with all this luxury, a visit to the bathroom in the morning and evening is a truly feel-good experience. To bring an eventful day to a particularly harmonious close, the cosy ambient lighting in the spacious bedroom will ensure sweet dreams on the 7-zone cold foam mattresses.



The smart solution: the shower cubicle integrated into the wash-room also serves as the passage-way to the WC.

The washroom with integrated shower cubicle in the P 695 EB impresses with plenty of room for movement in a compact floor space. The trick: the swivel washbasin can be swivelled out of the shower cubicle before showering.

THE LUXURY LIES IN THE DETAILS



All of the models in the Profila T series are also available for lovers of comfort as a Mondial edition. The Mondial features range includes extensive extras with an attractive price advantage compared to the total of individual components. Treat yourself to these attractive extra features and make your holiday even more relaxing! And in the new motor home season, you can benefit from even more advantages: with the Mondial Plus features, the Profila T becomes a luxury low-profile model!

The mondial design:

- Driver's cab air conditioning system
- Electric external mirrors
- Cruise control with speed limiter
- "Captain's chair" seat
- Moniceiver with rear-view camera
- Carpet in the driver's cab
- Bumpers painted in the vehicle colour
- Radiator grille painted in piano black
- Headlights with black frame
- LED daytime driving light
- 16" aluminium rims
- Dashboard with chrome rings
- Sunroof
- Heki
- Fly screen door
- Dimming system for the driver's cab
- Superstructure door with central locking
- Rear in an exclusive design
- Height-adjustable bed on QB models

The Mondial Plus features:

- Prestige package
- Arctic package
- Plugin package
- 160 HP engine
- Solar system
- Awning





Makes unique experiences even more unique!
 There are many low-profile motor homes with lift-up beds. The vehicle concept of the Profila RS, however, takes account of the desire for more storage space as well as for a more compact superstructure. The Profila RS is the only cross-over motor home to offer a practical cellar, roomy living space and a comfortable roof storey. The design is characterised by the elegant curved GRP roof, which blends harmoniously with the superstructure. Inside the mobile home, the generous feeling of space impresses, produced primarily through the "sunken" lift-up bed integrated flush into the ceiling. Thanks to its lightweight upper floor and lighter bed, the Profila RS can be loaded with a practical maximum of 4 people in the 3.5-tonne class.




For up to 4 passengers
 2 sleeping areas and an additional bed for 2 people.



For travel in comfort
 Spacious lengthways sofa, carefully thought-out kitchen and space-optimised bathroom.



For a pleasant atmosphere
 High-quality interiors, comfortable fabric or leather covers, ambient lighting.




	PRS 675 SB	PRS 695 EB	PRS 695 HB	PRS 695 QB	PRS 720 EB	PRS 720 EF	PRS 720 QB	PRS 720 QF	PRS 730 EB
Total length (m)	6.99	6.99	6.99	7.09	7.41	7.41	7.57	7.41	7.41
Total width (m)	2.32	2.32	2.32	2.32	2.32	2.32	2.32	2.32	2.32
Total height (m)	2.99	2.99	2.99	2.99	2.99	2.99	2.99	2.99	2.99
Internal width (m)	2.17	2.17	2.17	2.17	2.17	2.17	2.17	2.17	2.17
Standing height (m)	1.98	1.98	1.98	1.98	1.98	1.98	1.98	1.98	1.98
Load capacity (l)	1,500	2,700	2,700	1,500	3,000	3,000	1,500	1,500	1,200

LOW-PROFILE
PROFILA RS

FOR RELAXED TRAVEL

With a 140 HP engine and state-of-the-art vehicle technology such as ABS, ESP and 16" wheels on the CCS wide track, low-slung frame with a track width of 1.980 mm and other intelligent technology solutions, every dream holiday can get off to a particularly stress-free start in the Profila RS models. Take your place in the comfortable seat in the driver's cab with its sleek silhouette, ready to take on whatever the day brings – because there's nothing to stop you enjoying your hard-earned break. The superstructure, with its fully insulated lightweight double floor, wood-free GRP walls, floor compartments and easily reachable service flaps, also leaves no wish un-granted when it comes to an enjoyable journey.

Just like at home: the Profila RS 720 QF features two 1-metre-wide sofas that can be transformed into two folding single seats with three-point belts for the journey. The unobstructed line of vision within the vehicle means you'll enjoy that unadulterated feeling of freedom even from the inside.



Close to heaven: the lift-up bed provides the perfect, romantic place to relax under the panoramic roof window.

Where perfection is just the beginning. Great holidays need great motor homes. You'll quickly fall in love with yours.



WELCOME TO THE WORLD OF VARIETY

A large and comfortable lift-up bed for two people integrated into the ceiling and the tried-and-tested dual-wall construction gives you plenty of space to be yourself and ensures you still have the full standing height of 1.97 m. The enormously successful, stylish design of the models in the Profila RS series is due mostly to the insulated fully moulded GRP components that create an attractive, sleek silhouette. The wide superstructure door with window and optional central locking offers complete security thanks to its two-point locking mechanism. The impressive interior design continues seamlessly to the exterior of this stylish motor home. And the particularly lovely thing about it is that this principle applies to all Profila RS models, no matter what floor layout or superstructure option you choose.



IT'S HARD TO SAY GOODBYE

The superstructure behind the driver's cab, with its end-to-end insulated and heated lightweight double floor and wood-free GRP walls, ensures a pleasant separation from the environment: from the lift-up bed integrated flush to the ceiling into the roof cassette, every whim of the weather will feel like a wonderful dream. The kitchen is just as tastefully appointed, providing would-be chefs with the ideal opportunity to show off their skills and spoil their fellow passengers with professionally prepared regional delicacies. Numerous different installations for everyday body care, such as washrooms with and without integrated shower cubicle, mirrors and storage cabinets, as well as a bench toilet with folding wooden bench, allow you to experience a wide range of customisable extras that offer you that truly special holiday feeling.

The spacious bathroom offers a comfortable shower and washroom which, thanks to the sliding door to the rear and door to the front of the vehicle, can be used as a separate dressing room when required.



The ergonomically curved kitchen impresses with its incredible freedom of movement, folding worktop and lowerable water tap, as well as with large pull-outs featuring soft-stop drawers.

SEE EVERYTHING SPECIAL, WHEREVER YOU ARE


The models in the Profila RS series are also available in the exquisite Mondial edition. This especially high-quality feature range offers a few handy extras that nobody will want to be without. The attractive price advantage compared to the cost of purchasing the elements individually makes the decision even easier, just like the decision to treat yourself to another truly relaxing holiday. The Profila RS becomes a real luxury motorhome with the new Mondial Plus features that make every wish come true.

The mondial design:

- Driver's cab air conditioning system
- Electric external mirrors
- Cruise control with speed limiter
- "Captain's chair" seat
- Moniceiver with rear-view camera
- Carpet in the driver's cab
- Bumpers painted in the vehicle colour
- Radiator grille painted in piano black
- Headlights with black frame
- LED daytime driving light
- 16" aluminium rims
- Dashboard with chrome rings
- Sunroof
- Fly screen door
- Dimming system for the driver's cab
- Superstructure door with central locking
- Rear in an exclusive design
- Height-adjustable central bed on QB models

The Mondial Plus features:

- Prestige package
- Arctic package
- Plugin package
- 160 HP engine
- Solar system
- Awning



The pathfinder for your most precious time.

Discover new horizons – and accept no compromises! The new luxury low-profile Contura transports you to your dream holiday in comfort and style. In terms of automotive design, with its striking light edges and flat connection between the driver's cab and the modern GPR superstructure, the Contura is testimony to its designers' exacting standards. Even the base is destined to deliver amazing travel experiences: with a low AL-KO chassis, Alde hot water heating, heated double flooring and the powerful Mercedes Sprinter or Fiat Ducato chassis cab will get both driving and travel comfort into gear. The "Starlight Dome" panoramic glass roof for romantic evenings under a starry sky is a true highlight.



For up to four passengers

Two sleeping areas and an optional additional bed for two more people.



For relaxed travel

Spacious lounge area, carefully thought-out kitchen and space-optimised bathroom.



For a pleasant atmosphere

High-quality interiors, light fabric covers, ambient lighting.



LOW-PROFILE

CONTURA



	C 710 EB	C 716 EB	C 760 EB	C 766 EB	C 760 EF	C 766 EF	C 760 QB	C 766 QB
Total length (m)	7.15	7.28	7.71	7.84	7.71	7.84	7.71	7.84
Total width (m)	2.32	2.32	2.32	2.32	2.32	2.32	2.32	2.32
Total height (m)	2.92	2.92	2.92	2.92	2.92	2.92	2.92	2.92
Standing height (m)	1.98	1.98	1.98	1.98	1.98	1.98	1.98	1.98
Load capacity (l)	2,200	2,200	3,000	3,000	3,000	3,000	1,700	1,700

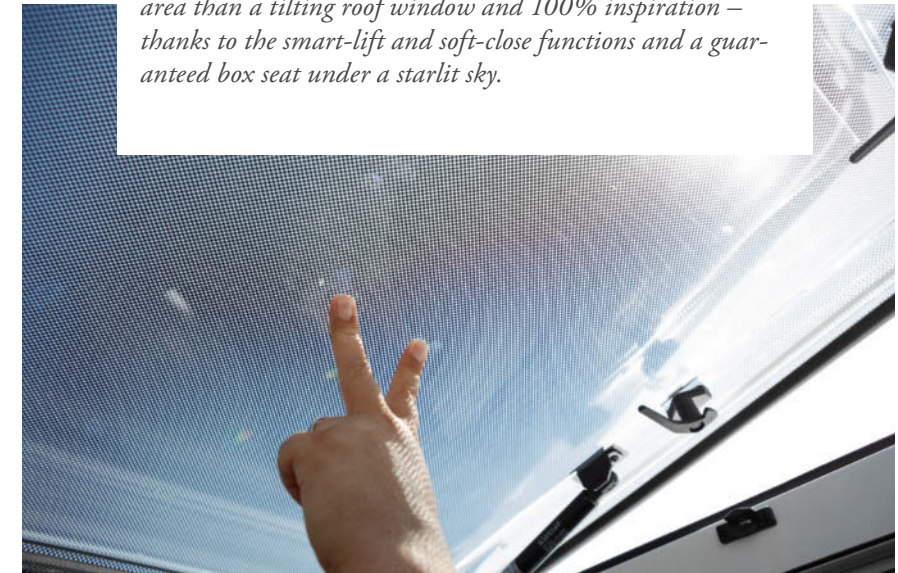
WELCOME TO THE STARRY SIDE OF LIFE

What a view: the new Starlight Dome panoramic roof in the new Contura provides a completely new view of the starlit sky. Enjoy your box seat with 20% more space than with a tilting roof window and the heavenly comfort of the smart-lift and soft-close function.

Yet not only the heavens are shining in a new light, a glimpse of the interior will make your eyes shine as well. In the atmospheric effect lighting from the ambient illumination, you will be transported in moments from everyday life to pure travelling pleasure.



The new Starlight Dome panoramic roof: 20% larger surface area than a tilting roof window and 100% inspiration – thanks to the smart-lift and soft-close functions and a guaranteed box seat under a starlit sky.



Full power voyage to the stars.

The thrill of a holiday begins even with the drive: the new Contura is optionally available on the basis of the Mercedes-Benz Sprinter. 143 HP, with additional features such as ASR, EBV and ESP, take you at top speed to your dream destination. The voice-controlled MBUX system opens up completely new possibilities in the intuitive operation of information and navigation systems.



RELAXING UNDER THE OPEN SKIES

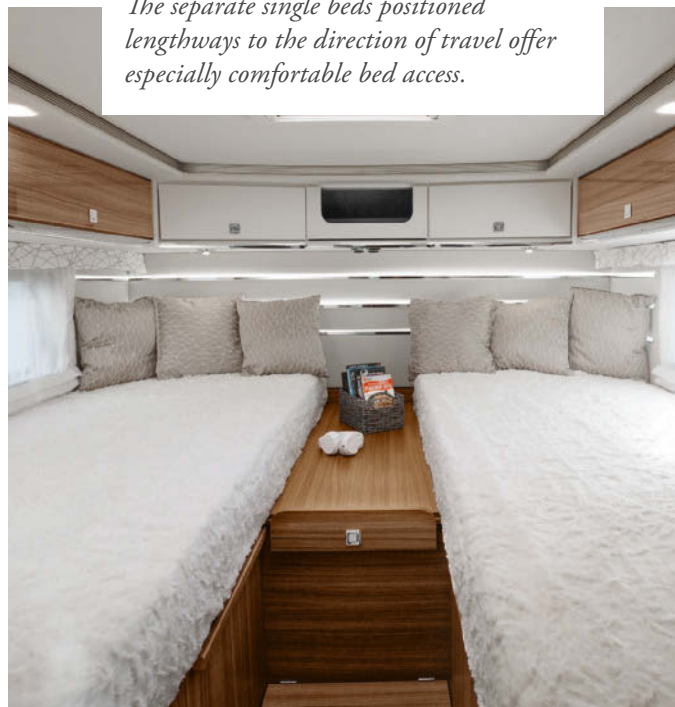
Arrive and enjoy. Like a day at the beach club: the fine, light sofas and padded driver's cab seats that can be turned towards the table transform the interior into a cool lounge. So that holiday feeling starts from the very first moment. The panoramic roof also has a part to play here.

The beautiful furniture with shiny chrome decorative elements makes for even greater aesthetic enjoyment. When it comes to sleeping, you can withdraw comfortably into the separate bedrooms, under a magically starry sky.



The separate single beds positioned lengthways to the direction of travel offer especially comfortable bed access.

Five-star ambience: high-quality upholstery with decorative stitching, high-gloss furniture and the lighting concept are the Contura's hallmarks.



REFINED INGREDIENTS

The kitchen in the Flow-Line design, with its ergonomically shaped worktop and front, as well as high-gloss coating and chrome elements on the wall and base units, is a real feast for the eyes.

Star chefs under a starry sky: carefully thought-out details such as the fold-out surface on the sink and the lowerable tap on the C 760 EF/766 EF models are the best ingredients.




The drawers with self-closing and soft-stop mechanisms, as well as the metal roller runners, are the epitome of sophistication.



*ENDLESS
ENJOYMENT.
FIRST-CLASS
TRAVEL.*

There is plenty of space to relax for a truly laid-back journey: depending on the model, two single beds with their 7-zone cold foam mattresses delight, and with an additional bed between them, they become a spacious area for lying down. Sophisticated lighting technology, optionally also with a modern sound system and 22 or 32-inch flatscreen, refined materials and space-saving details all make this top-end motorhome the ideal home on wheels. You quickly get to feeling like you never want the holiday to end.

The delight continues with the bathroom fittings, too: enjoy the integrated room shower in the central wash-room or a separate shower cubicle and room divider door on the Contura 760/766 EB, EF and QB models. The practical storage cabinet, with its stylish mirror, shower wall with slate look, wall heating and reed inlay, also exude sophistication. The modern meaning of enjoying your journey.



A heavenly delight: the top-mounted mineral wash bowl and space-saving wall-mounted fittings with lever handle.



COACHBUILT

A HOME FOR EVERYONE.



The coachbuilt models from Eura Mobil offer bed combinations for up to 6 sleeping areas, depending on the floor plan and interior concept chosen. With lots of optional add-on features, the various models in this series can be adapted perfectly to your personal wishes and preferences. With its impressively spacious yet at the same time stylish appearance, the Activa One is the first choice for families and amateur athletes, as well as for rental. It means everyone can look forward to knowing that their holiday is going to be a great one!





Relaxation as planned.
 The various models in the Activa One Coachbuilt series are more than just simple motor homes: their fresh interior raises the initial impression of sturdy spaciousness to a true feeling of freedom. Whatever view you take of the interior of the Activa One, the total of five different floor plans creates a range of handy storage options. The 37-cm-high double floor can also accommodate sizeable family luggage. And since everything is planned perfectly and executed professionally in this series, relaxation begins as soon as you set off.



For up to 6 people
 Depending on the floor plan and bed configuration, 4 or 5 beds plus additional beds.



For the ideal use of space
 Third, pull-out platform bed available on request (650 VB), space-optimised washrooms, enormous garages.



For holidays with children
 Numerous sleeping options, robust furniture and installations.

	A ONE 550 MS	A ONE 570 HS	A ONE 630 LS	A ONE 650 HS	A ONE 650 VB	A ONE 690 HB
Total length (m)	5.89	5.99	6.44	6.50	6.44	6.99
Total width (m)	2.32	2.32	2.32	2.32	2.32	2.32
Total height (m)	3.13	3.13	3.13	3.13	3.13	3.13
Internal width (m)	2.17	2.17	2.17	2.17	2.17	2.17
Standing height (m)	1.98	1.98	1.98	1.98	1.98	1.98
Load capacity (l)	1,300	1,700	1,500	1,700	1,800	3,800

COACHBUILT
ACTIVA ONE

MAXIMUM VALUE FOR RELAXED TRAVEL

The Activa One from Eura Mobil offers the maximum amount of space possible in a stylish setting. It is also perfectly insulated, so that you can travel comfortably in it whatever the weather. Water tanks and installations are located in the heated double floor. Even in the entry-level series, it also offers many high-quality components such as framed windows and electric step. The modern GRP composite technology makes the chassis of this motor home not only lightweight and perfectly insulated, but also ensures protection from hail and corrosion. The end-to-end double floor at a height of 37 cm produces plenty of storage space and an enormous storage capacity to match. So simply sit back and enjoy the ride.

Space for the whole family: in the Activa One 630 LS's living room, the lengthways sofa offers plenty of space to move around – whether it be for a board game with the family or for putting your feet up during a break from driving.



The optional décor package with coloured wall covering, decorative sailing ropes and additional coachbuilt veneering including storage pockets gives the Activa One an atmosphere that is as high-quality as it is fresh.



WONDERFULLY SPACIOUS

So much interior space with a vehicle length of just 6.44 metres – this really is bordering on a miracle. With the Activa One 630 LS, a classic rear seating group floor plan merges with the coachbuilt series, reinforcing the traditional advantages of this room division concept further with new ideas. In addition to the large living space, the 630 LS offers a separate, almost room-height refrigerator (140 litres) and especially spacious storage areas in the 37-cm-high double floor, which can be accessed via three large flaps.



BRINGING FORM TO THE DESIRE FOR FREEDOM

Simply pack everything up without having to worry whether it will all fit – this wonderful dream of a relaxed holiday becomes reality with the Activa One. The coachbuilt all-rounder is an inspiration with its loading capacity of up to 4,300 litres. Thanks to its intelligent lightweight construction, there's plenty of space for cargo even in the 3.5-tonne class. Even bulky leisure equipment can be accommodated with ease – and there's plenty of space left over for souvenirs and mementos, offering carefree travelling with maximum independence. Depending on the floor plan and bed configuration, 4 or 5 beds plus an additional bed and, on request, a third, removable platform bed (AOne 650 VB) – this family motor home offers plenty of sleeping options. Space-optimised washrooms, enormous garages, robust furniture and resilient installations are also included. All this means that you can experience true freedom with every mile in the Activa One.



Even the smallest Eura Mobil model has a kitchen of impressive proportions: plenty of storage space, stable pull-outs and nifty detailed solutions such as the pull-out towel bars bear testimony to the practical traits of the Activa One 550 MS.



MAXIMUM RELAXATION FOR EVERYONE

On the Activa One 570 HS, 650 VB and 690 HB models, you can swing the wash basin to the side to create a spacious shower cubicle in the blink of an eye. Or enjoy the spacious comfort of the rear washroom with separate shower on the Activa One 630 LS. This is the modern face of intelligent room division. Part of your world of wellness whatever the configuration: the spacious storage cabinet, stylish mirror, handy and comfortable single-lever fittings and cassette WC with large roller-mounted tank. As well as many carefully planned details such as the quiet, pressure-controlled water pump or siphons against odour formation.



The new, fresh Beach Home interior brings a breath of fresh air through the Activa One even when it's raining and foggy. Seat boxes in a wicker beach chair look and turquoise-coloured decorative fabrics, coupled with the light furniture, create a maritime and modern interior design.



FREEDOM BUILT IN



			NEW							
INTEGRA LINE		IL 650 HS 6,50 m		IL 660 EB 6,99 m	IL 675 SB 6,99 m	IL 695 EB 6,99 m	IL 695 HB 6,99 m			
INTEGRA										
PROFILA T		PT 675 SB 6,99 m		PT 695 EB 6,99 m	PT 695 HB 6,99 m					
PROFILA RS		PRS 675 SB 6,99 m		PRS 695 EB 6,99 m	PRS 695 HB 6,99 m					
CONTURA										
	NEW						NEW			
CONTURA		A ONE 550 MS 5,89 m		A ONE 570 HS 5,99 m		A ONE 630 LS 6,44 m		A ONE 650 HS 6,50 m	A ONE 650 VB 6,44 m	A ONE 690 HB 6,99 m
ACTIVA ONE										
		→ 6 m		→ 7 m						

	NEW		NEW		NEW				
IL 695 QB 7,09 m		IL 720 EB 7,41 m		IL 720 QB 7,57 m		IL 720 EF 7,41 m	IL 720 QF 7,41 m	IL 730 EB 7,41 m	
I 760 EB 7,89 m		I 760 HS 7,89 m		I 760 QB 7,89 m				I 890 EB 8,99 m	I 890 QB 8,99 m
NEW	NEW	NEW							
PT 720 EB 7,41 m	PT 720 EF 7,41 m	PT 720 QB 7,57 m	PT 720 QF 7,41 m	PT 730 EB 7,41 m					
NEW	NEW	NEW							
PRS 720 EB 7,41 m	PRS 720 EF 7,41 m	PRS 720 QB 7,57 m	PRS 720 QF 7,41 m	PRS 730 EB 7,41 m					
C 710 EB 7,15 m	C 760 EB 7,71 m	C 760 EF 7,71 m	C 760 QB 7,71 m						
NEW	NEW	NEW	NEW						
C 716 EB 7,28 m	C 766 EB 7,84 m	C 766 EF 7,84 m	C 766 QB 7,84 m						
		→ 8 m		→ 9 m					



All of the information in this brochure relates to the products listed herein and does not apply to any other products of Eura Mobil GmbH. The models illustrated in this brochure show the features available in Germany. They may also contain optional equipment and accessories that are not included with the standard scope of delivery. All weights quoted are values with a fluctuation limit of +/- 5 per cent. Due to legal regulations, differences from the model variations described here and equipment featured may be necessary in certain countries. Please ask your Eura Mobil dealer about the exact scope and range available of model-specific and model-neutral features. Subject to errors and changes in design, equipment and optional equipment.

The publication of this brochure renders all previous catalogues invalid.

© Eura Mobil GmbH 2020

Reprints, including excerpts thereof, are only permitted with the written consent of Eura Mobil GmbH.

Correct as of August 2020

Eura Mobil GmbH - Kreuznacher Straße 78 - D-55576 Sprendlingen (Rhh)

Tel. (+49) 67 01 / 20 3 200 - Fax (+49) 67 01 / 20 3 210

info@euramobil.de - www.euramobil.de