

FENDT

CARAVAN



Saphir • Bianco Selection • Bianco Activ • Tendenza • Opal • Diamant • Brillant

2018

www.fendt-caravan.com

2018

Saphir, Bianco Selection/Bianco Activ, Tendenza, Opal, Diamant, Brillant



Excellently on the road in one of our Fendt Caravan series

Our satisfied customers have chosen: During the readers' competitions carried out every year by the German trade press, Fendt Caravan was repeatedly able to celebrate the victory in the respective categories and price classes as well as several overall win. These results are an incentive for the whole Fendt Caravan team to continue to build timelessly pleasing and high quality caravans on this level - the models of the new season are proof of this.

04	Saphir - from singles and couples to big families - there is something appropriate for everyone
16	Bianco - two different equipment and layout lines for modern Caravan enthusiasts - Bianco Selection and Bianco Activ
32	Tendenza - our trendy interpretation of current design, quality and function
42	Opal - upscale residential design in harmony with modern architecture in upper class
54	Diamant - the synonym for value preservation and quality in upper class
64	Brillant - the extraordinary luxury caravan with special flair has been perfected down to the very detail
74	Series equipment - chassis, outside construction
76	Interesting aspects on the subjects: Outside area, kitchen, bathroom, bedroom
83	Overview of beds in all series
84	Dimensions and weights of all series
87	Signs and symbols




Saphir – offers an extensive layout programme

The right caravan for singles or two persons as well as for a large family.

The Saphir series provides layouts for almost every preference for a certain spatial solution. A family of six will find the right caravan as well. Access to the "Fendt World of Caravans" through this series will become child's play.







Details – all about Saphir

Despite all the common features, every series has special features as well as unique selling points, especially in the interior area.

- Saphir is available with attractive bunk bed variants.
- It offers the most versions of lounge suite arrangements, among others also a rather seldomly offered central seating arrangement.
- As a special feature in the Saphir series, the 700 SFDW and 700 SGDW layouts have been fitted with a warm water heating and a warm water underfloor heating (Alde).
- Saphir stands out for its warm furniture finish of Lulea dark birch. Optionally, the fabric variant Corvara (see page 8 / 9) and Imola (see page 6 / 7) are available.

All standard in Saphir:

Living area / sleeping area

Furniture in dark "Lulea birch décor" • Upholstery variant "Corvara" (pages 8/9) or "Imola" (pages 6/7) • LED illumination • Ceiling lamp (12 V / LED) with two circuits • Single-post lift table in the round seat group* • Folding door • Indirect illumination (LED) • Slatted frame with fully flexible and permanently elastic joint bridges as well as hardness setting (single and French beds) • Liftomat (single and French beds) • Mattresses: sprung mattress (single and French beds) • MIDI roof hood (Dometic) with crank, forced ventilation, integrated pleated shade and fly screen • PVC floor covering, hard-wearing, easy to clean • Back cushion, shape upholstered • Gooseneck reading spot (12 V) in round seat group • Seat upholstery with high density • Ventilated storage cupboards and with indirect ceiling lighting (LED) • Carpet in the doorway with Fendt Caravan logo • Wintertime backrests

Kitchen / bath

Waste collector integrated into the entrance door • Workplace lighting (LED) • Baking oven integrated with grill (gas)* • Illumination in bathroom (LED / 12 V) • Cutlery insert with Softtouch surface • Shower cabin* • Towel holder, clothes hook and toilet paper holder • Cooker with ignition protection, automatic ignition (four flames)* • Cooker flushing combination with ignition protection, automatic ignition, divided cast iron grid and divided glass cover (three flames)* • Comfort pleated roller blinds at the kitchen window • (Super) Slim Tower kitchen with large sliding drawer* • Kitchen pull-out with wire basket * • Refrigerator front in stainless steel look • Refrigerator (105 l) with removable freezer compartment and interior lighting* • Refrigerator (140 l) Slim Tower with removable freezer compartment and interior lighting* • Refrigerator (150 l) Super Slim Tower with removable freezer compartment and interior lighting* • Light strip in the mouldings of the kitchen storage boxes • Mixing tap in the kitchen made of brass* • Central washing area * with large wall units, generous storage area below the washbasin and illuminated mirror • Mirror cabinet in the bathroom* • Sink made of stainless steel with glass cover* • Flush toilet with diode level indicator and waste-holding tank (rollable) * • Kitchen storage box with soft-close hinges • Chrome bicolour washing room door handle • Wash basin in white solid surface material with storage, bathroom cabinet and illuminated mirror • Washing room window hinged made of frosted glass with blackout and fly screen roller blinds *

Water

Wastewater tank mobile (24 l) • Fresh water (fixed tank 10^d/25^e) litres) with outside fill* • Fresh water (fixed tank 10^d/45^e) litres) with outside fill* • Fresh water level gauge • Warm water heater Truma Therme 230 V with mixing tap *

Multimedia

TV cable laid (230 V socket)

Technical / heating / air-conditioning

Gas heating S 3004 P with Piezo ignition (Truma)* • Gas heating S 5004 with automatic ignition system (Truma)* • Smoke detector • Switch at the entrance door for ceiling lamp and awning lamp • Switching power supply 350 W • Fuse box (230 V) with fault-current circuit breaker (protective safety switch) • Spot light(s)(LED / 12 V) • Socket 230 V • Warm air system with fan (1 x 12 V)* • Warm air system with fan (2 x 12 V)* • Warm water heating and a warm water underfloor heating (Alde)**

* depending on the model ** 700 SFDW and 700 SGDW

Signs and symbols - page 87



650 SKM



465 SFB

The extensive standard equipment of Saphir

The list of the most important equipment features is extensive, but is intended to help you compare.

SAPHIR



445 TFB

Total length	cm	679
Total width	cm	232
Number of berths		4
Permissible overall mass	kg	1500 ^{g)}
Mass in running order	kg ^{c)}	1238



465 SFB

Total length	cm	705
Total width	cm	232
Number of berths		4
Permissible overall mass	kg	1500 ^{g)}
Mass in running order	kg ^{c)}	1298



465 SQ

Total length	cm	705
Total width	cm	232
Number of berths		4
Permissible overall mass	kg	1500 ^{g)}
Mass in running order	kg ^{c)}	1298



465 TG

Total length	cm	705
Total width	cm	232
Number of berths		4
Permissible overall mass	kg	1500 ^{g)}
Mass in running order	kg ^{c)}	1298



495 SFB

Total length	cm	724
Total width	cm	232
Number of berths		4
Permissible overall mass	kg	1600 / 1700 ^{h) g)}
Mass in running order	kg ^{c)}	1338



515 SG

Total length	cm	753
Total width	cm	232
Number of berths		4
Permissible overall mass	kg	1600 / 1700 ^{h) g)}
Mass in running order	kg ^{c)}	1408



560 SF

Total length	cm	774
Total width	cm	250
Number of berths		4
Permissible overall mass	kg	1700 ^{g)}
Mass in running order	kg ^{c)}	1498



560 SKM

Total length	cm	774
Total width	cm	250
Number of berths		5
Permissible overall mass	kg	1700 ^{g)}
Mass in running order	kg ^{c)}	1510



650 SKM

Total length	cm	864
Total width	cm	250
Number of berths		6
Permissible overall mass	kg	2000 ^{g)}
Mass in running order	kg ^{c)}	1758



700 SFD

Total length	cm	905
Total width	cm	250
Number of berths		4
Permissible overall mass	kg	2000 ^{g)}
Mass in running order	kg ^{c)}	1820



New layout

700 SFDW

Total length	cm	905
Total width	cm	250
Number of berths		4
Permissible overall mass	kg	2200 ^{g)}
Mass in running order	kg ^{c)}	1863



700 SGD

Total length	cm	905
Total width	cm	250
Number of berths		4
Permissible overall mass	kg	2000 ^{g)}
Mass in running order	kg ^{c)}	1820



New layout

700 SGDW

Total length	cm	905
Total width	cm	250
Number of berths		4
Permissible overall mass	kg	2200 ^{g)}
Mass in running order	kg ^{c)}	1863

Saphir – layouts and the most important data

Dimensions and weights of all series and models as from page 84
Signs and symbols - page 87



Bianco Selection and Bianco Activ – one series – two lines

Active people and families find their comfortable travelling companion here.

Bianco is a caravan for all. A big choice of innovative layouts in two different lines of equipment offers the ambitious caravan enthusiast versatile possibilities to fulfil his dream caravan. From single travellers to big families – Bianco Selection or Bianco Activ.





515 SKM



465 SFB

Details – all about Bianco Selection

In the outside area, Fendt Caravan have a common appearance.
In the inside area, there are always decisive differences typical of the series.

- Bianco Selection is the series for frequent travellers who do not want to miss the usual Fendt comfort.
- It offers most variants of caravans with compact length, and is also available with children's room layout. Bianco Selection offers a multitude of kitchen arrangements and bathroom solutions.
- Bianco Selection in light Nabucco Cherry furniture finish is available in both fabric variants Burano (see pages 22 / 23) and Torcello (see pages 18 / 19).



All standard in Bianco Selection:

Living area / sleeping area

Furniture in "Nabucco Cherry décor" • Upholstery variant "Burano" (pages 22 / 23) or "Torcello" (pages 18 / 19) • LED illumination • Ceiling lamp (12 V / LED) with two circuits • Single-post lift table in the round seat group * • Folding door • Indirect illumination (LED) • Slatted frame with fully flexible and permanently elastic joint bridges as well as hardness setting (single and French beds) * • Liftomat (single and French beds) * • Mattresses: sprung mattress (single and French beds) * • MIDI roof hood (Dometic) with crank, forced ventilation, integrated pleated shade and fly screen • PVC floor covering, hard-wearing, easy to clean • Back cushion, shape upholstered • Gooseneck reading spot (12 V) in round seat group • Seat upholstery with high density • Ventilated storage cupboards and with indirect ceiling lighting (LED) • Carpet in the doorway with Fendt Caravan logo • Wintertime backrests

Kitchen / bath

Waste collector integrated into the entrance door * • Workplace lighting (LED) • Illumination in bathroom (LED / 12 V) • Cutlery insert with Softtouch surface • Towel holder, clothes hook and toilet paper holder * • Cooker flushing combination with ignition protection, automatic ignition, divided cast iron grid and divided glass cover (three flames) * • Comfort pleated roller blinds at the kitchen window * • (Super) Slim Tower kitchen with large sliding drawer * • Kitchen pull-out with wire basket * • Refrigerator front in stainless steel look • Refrigerator (105 l) with removable freezer compartment and interior lighting * • Refrigerator (140 l) Slim Tower with removable freezer compartment and interior lighting * • Refrigerator (150 l) Super Slim Tower with removable freezer compartment and interior lighting * • Light strip in the mouldings of the kitchen storage boxes • Mixing tap in the kitchen made of brass * • Central washing area * with large wall units, generous storage area below the washbasin and illuminated mirror • Mirror cabinet in the bathroom * • Flush toilet with diode level indicator and waste-holding tank (rollable) • Kitchen storage box with soft-close hinges • Chrome bicolour washing room door handle • Wash basin in white solid surface material with storage, bathroom cabinet and illuminated mirror • Washing room window hinged made of frosted glass with blackout and fly screen roller blinds

Water

Wastewater tank mobile (24 l) • Fresh water (fixed tank 10^d/25^e) litres) with outside fill • Fresh water level gauge • Warm water heater Truma Therme 230 V with mixing tap

Multimedia

TV cable laid (230 V socket)

Technical / heating / air-conditioning

Gas heating S 3004P with Piezo ignition system (Truma) * • Gas heating S 5004 with automatic ignition system (Truma) * • iNet Box (Truma) • Smoke detector • Switch at the entrance door for ceiling lamp and awning lamp • Switching power supply 350 W • Fuse box (230 V) with fault-current circuit breaker (protective safety switch) • Spot light(s)(LED / 12 V) • Socket 230 V • Warm air system with fan (1 x 12 V)

*depending on the model
Signs and symbols - page 87

The extensive standard equipment of Bianco Selection

Fendt Caravan series equipment suits almost all demands, but often enough only a small detail helps to decide.





The special features of Bianco Activ

Typical Fendt-Caravan: A common appearance on the outside. Independent living worlds on the inside. Within the Bianco series there are even two different equipment lines and different layout variants. Here are some of the special features of Bianco Activ.

- Bianco Activ surprises with extraordinary layout solutions for ambitious frequent travellers. The series is trendsetter with respect to comfortable living in caravans and has plenty of extras, such as the storage compartment flaps on both sides (depending on the model).
- The iNet box for control of the heating by smartphone app (Truma) is new as well.
- It offers layouts which are suitable especially for active use, and is the only model with a transverse kitchen (495 SFE).
- Like Bianco Selection, Bianco Activ is also available in Nabucco Cherry furniture style and in the two fabric variants Burano (see pages 28 / 29) and Torcello (see pages 24 / 25).



Living world Burano. Layout 390 FHE

The extensive standard equipment of Bianco Activ

Some additional equipment characteristics of Bianco Activ offer an added value for frequent travellers.



Standard equipment Bianco Activ (see Bianco Selection - page 23)

Additional standard equipment Bianco Activ:

- Gas heating Combi 4 with CP Plus, iNet ready as well as iNet box for control of the heating by smartphone app (Truma)
 - Distribution of air and integrated water boiler (10l/Truma)
 - 4,000 W nominal heat output
 - Low power consumption
 - FrostControl as a standard feature
 - Ideal warm air distribution ensured by four warm air outlets
 - Short warm-up time of water and long showering pleasure
 - Long-life stainless steel water tank
 - Boost function for quick warm water supply and room heating
 - All functions programmable by timer switch
- Transverse loading function (in case of separate beds) *
- Storage compartment flaps on both sides *
- Increased load capacity ensured by reinforced chassis
- Wardrobe with illumination (motion sensor)

* depending on the model



390 FH	
Total length cm	605
Total width cm	232
Number of berths	3
Permissible overall mass kg	1300 ^{g)}
Mass in running order kg ^{c)}	1108



435 SF	
Total length cm	654
Total width cm	232
Number of berths	3
Permissible overall mass kg	1500 ^{g)}
Mass in running order kg ^{c)}	1218



445 TFB	
Total length cm	679
Total width cm	232
Number of berths	4
Permissible overall mass kg	1500 ^{g)}
Mass in running order kg ^{c)}	1238



465 SFB	
Total length cm	705
Total width cm	232
Number of berths	4
Permissible overall mass kg	1500 ^{g)}
Mass in running order kg ^{c)}	1298



465 TG	
Total length cm	705
Total width cm	232
Number of berths	4
Permissible overall mass kg	1500 ^{g)}
Mass in running order kg ^{c)}	1278



515 SG	
Total length cm	753
Total width cm	232
Number of berths	4
Permissible overall mass kg	1600 / 1700 ^{h) g)}
Mass in running order kg ^{c)}	1408



515 SKE	
Total length cm	753
Total width cm	232
Number of berths	5
Permissible overall mass kg	1600 / 1700 ^{h) g)}
Mass in running order kg ^{c)}	1398



515 SKM	
Total length cm	753
Total width cm	232
Number of berths	5
Permissible overall mass kg	1600 / 1700 ^{h) g)}
Mass in running order kg ^{c)}	1408



550 SKM	
Total length cm	774
Total width cm	232
Number of berths	5
Permissible overall mass kg	1600 / 1700 ^{h) g)}
Mass in running order kg ^{c)}	1448



390 FHE	
Total length cm	605
Total width cm	232
Number of berths	3
Permissible overall mass kg	1500 ^{g)}
Mass in running order kg ^{c)}	1133



465 SGE	
Total length cm	705
Total width cm	232
Number of berths	2
Permissible overall mass kg	1600 / 1700 ^{h) g)}
Mass in running order kg ^{c)}	1353



495 SFE	
Total length cm	724
Total width cm	232
Number of berths	4
Permissible overall mass kg	1700 ^{g)}
Mass in running order kg ^{c)}	1333



515 SGE	
Total length cm	753
Total width cm	232
Number of berths	4
Permissible overall mass kg	1700 ^{g)}
Mass in running order kg ^{c)}	1403



New layout	
550 KMG	
Total length cm	774
Total width cm	232
Number of berths	5
Permissible overall mass kg	1700 ^{g)}
Mass in running order kg ^{c)}	1473

Dimensions and weights of all series and models as from page 84
Signs and symbols - page 87



Tendenza – reengineered trendily

Those who are well acquainted with Fendt Caravans already know that our designers and developers can really out-rave here. And with the highest of quality.

The completely revised Tendenza wants to delight caravan enthusiasts all over Europe who are looking for a trend-oriented interior design without having to put up with less than the maximum of Fendt Caravan comfort.





465 SFB



495 SFR



Living world Catania. Layout 465 SFB

Details – all about Tendenza

The interesting characteristic features, which makes Tendenza particular in the Fendt Caravan series, are summarised briefly on the opposite page.

- Tendenza is the series with many innovation from the world of furniture design. In this season, you will have an illuminated kitchen rear for the first time *.
- It is fitted with a top-class gas heating Combi 4 with CP Plus, iNet ready as well as iNet box for control of the heating by smartphone app (Truma) as well as with a TFT touch panel in glass look (CI BUS board management).
- It also offer a kitchen arrangement with baking oven (515 SF).
- Tendenza is available in Chesterfield Oak furniture finish as well as in two fabric variants of Bergamo (see pages 34 / 35) and Catania (see pages 36 / 37).

* depending on the model



515 SG



515 SG

All standard in Tendenza:

Living area / sleeping area

Furniture in "Chesterfield Oak decor" • Upholstery variant "Bergamo" (page 34 / 35) or "Catania" (pages 36 / 37) • Wardrobe with illumination (motion sensor) • LED illumination • Ceiling lamp (12 V / LED) with two circuits • Decoration pack (2 cushions / 1 table runner) • Single-post lift table in the round seat group • Folding door • Mosquito net door in the entrance area • Indirect illumination (LED) • Slatted frame with fully flexible and permanently elastic joint bridges as well as hardness setting (single and French beds) • Reading spotlight (12 V) • Light strip in the mouldings of the stowage compartment • Liftomat (single and French beds) • Mattresses: air-conditioned comfort foam (single and French beds) • MIDI roof hood (Dometic) with crank, forced ventilation, integrated pleated shade and fly screen • PVC floor covering, hard-wearing, easy to clean • Back cushion, shape upholstered • Seat upholstery with high density • Ventilated storage cupboards and with indirect ceiling lighting (LED) • Stowage compartments with soft close hinges • Carpet in the door area with Fendt Caravan logo lettering • Carpeted floor, chained and loosely laid • Winter backrests

Kitchen / bath

Waste collector integrated into the entrance door • Workplace lighting (LED) • Baking oven ** • Illumination in bathroom (LED / 12 V) • Cutlery insert with Softtouch surface • Towel holder, clothes hook and toilet paper holder * • Cooker flushing combination with ignition protection, automatic ignition, divided cast iron grid and divided glass cover (three flames) * • Comfort pleated roller blinds at the kitchen window • (Super) Slim Tower kitchen with large sliding drawer • Kitchen pull-out with wire basket * • Kitchen back panel in glass optics backlit * • Refrigerator front in stainless steel look • Refrigerator (140 l) with removable freezer compartment and interior lighting * • Refrigerator (150 l) Slim Tower with removable freezer compartment and interior lighting * • Mixing tap in the kitchen made of brass • Central washing area * with large wall units, generous storage area below the washbasin and illuminated mirror • Mirror cabinet in the bathroom * • Flush toilet with diode level indicator and waste-holding tank (rollable) • Chrome bicolour washing room door handle • Wash basin in solid surface material with storage, bathroom cabinet and illuminated mirror • Washing room window hinged made of frosted glass with blackout and fly screen roller blinds

Water

Wastewater tank mobile (24 l) • Fresh water (fixed tank 10^d/25^e) litres) with outside fill • Fresh water level gauge

Multimedia

TV cable laid (230 V socket)

Technical / heating / air-conditioning

Gas heating Combi 4 with CP Plus and iNet ready with distribution of air and integrated water boiler (10l/Truma) • iNet box for control of the heating by smartphone app (Truma) • Smoke detector • Switch at the entrance door for ceiling lamp and awning lamp • Switching power supply 350 W • Fuse box (230 V) with fault-current circuit breaker (protective safety switch) • Spot light(s) (LED / 12 V) • Socket 230 V • TFT touch panel (central) in glass look (CI BUS board management)

* depending on the model ** at 515 SF
Signs and symbols - page 87

The extensive standard equipment of Tendenza

All Fendt Caravans are equipped very well, but nonetheless there are enough differences.



Tendenza – layouts and the most important data



465 SFB


Total length	cm	705
Total width	cm	232
Number of berths		4
Permissible overall mass	kg	1500 ^{h)} ^{g)}
Mass in running order	kg ^{g)}	1323



495 SFR

New layout

Total length	cm	724
Total width	cm	232
Number of berths		4
Permissible overall mass	kg	1600 / 1700 ^{h)} ^{g)}
Mass in running order	kg ^{g)}	1353



515 SF

New layout

Total length	cm	753
Total width	cm	232
Number of berths		4
Permissible overall mass	kg	1600 / 1700 ^{h)} ^{g)}
Mass in running order	kg ^{g)}	1413



515 SG

Total length	cm	753
Total width	cm	232
Number of berths		4
Permissible overall mass	kg	1600 / 1700 ^{h)} ^{g)}
Mass in running order	kg ^{g)}	1433

Dimensions and weights of all series and models as from page 84
Signs and symbols - page 87



Opal – upscale living culture in the upper class of Fendt Caravan

It represents the contemporary realisation of established expectation in the upper class.

Traditional values, such as craftsmanship, material properties and solid workmanship, are combined in Opal in a very special way with upscale living culture in an internal architecture matched to the modern upper class.







650 SFD



560 SRF



515 SG

Details – all about Opal

Opulent series equipment typical for Fendt Caravans, which leaves nothing to be desired, is now offered for Opal as well. In addition, there are sufficient special features of the series, which facilitates the decision for this model.

- The Opal is the modern interpretation of the Fendt top class, and demonstrates this by the successful combination of material and design. The gas heating Combi 6 with CP Plus, iNet ready and iNet Box (Truma) (as from 550) is new in this series.
- It offers a number of floor plans with completely different spatial solutions in the arrangement of the kitchen, seat group, bathroom and beds.
- This series also offers two L-shaped kitchen variants (560 SRF and 650 SRG). In all layouts, the front of the kitchen cabinet is available in Magnolia look.
- The Opal is available in the Chimera oak bicolour furniture finish and in two fabric variants: Gavi (see page 46 / 47) and Olbia (see page 44 / 45).

All standard in Opal:

Living area / sleeping area

Furniture in bicoloured "Chimera oak décor" • Upholstery variant "Gavi" (pages 46 / 47) or "Olbia" (pages 44 / 45) • Illumination (12 V) in wardrobe with motion sensor • LED illumination • Ceiling lamp (12 V / LED) with two circuits • Decoration pack (2 cushions / 1 table runner) • Single-post lift table in the round seat group • Folding door * • Mosquito net door in the entrance area • Wooden sliding door * • Indirect illumination (LED) • Head rests at the seat group, adjustable in height ** • Slatted frame with fully flexible and permanently elastic joint bridges as well as hardness setting (single and French beds) • Light strip in the mouldings of the stowage compartment • Liftomat (single and French beds) • Mattresses: Air-conditioned comfort foam (single and French beds) • MIDI roof hood (Dometic) with crank, forced ventilation, integrated pleated shade and fly screen • PVC floor covering, hard-wearing, easy to clean • Back cushion, shape upholstered • Gooseneck reading spot (12 V) in round seat group • Seat upholstery with high density • Ventilated storage cupboards and with indirect ceiling lighting (LED) • Stowage compartments with soft close hinges • Carpet in the door area with Fendt Caravan logo lettering • Carpeted floor, chained and loosely laid • Winter backrests

Kitchen / bath

Waste collector integrated into the entrance door • Workplace lighting (LED) • Baking oven integrated with grill (gas) *** • Illumination in bathroom (LED / 12 V) • Cutlery insert with Softtouch surface • Shower cabin *** • Towel holder, clothes hook and toilet paper holder • Cooker with ignition protection, automatic ignition (four flames) *** • Cooker flushing combination with ignition protection, automatic ignition, divided cast iron grid and divided glass cover (three flames) * • Comfort pleated roller blinds at the kitchen window • (Super) Slim Tower kitchen with large sliding drawer • Kitchen pull-out with wire basket * • Refrigerator front in Magnolia look • Refrigerator (150 l) with removable freezer compartment and interior lighting* • Refrigerator (150 l) Slim Tower with removable freezer compartment and interior lighting • Mixing tap in the kitchen made of brass * • Central washing area* with large wall units, generous storage area below the washbasin and illuminated mirror • Mirror cabinet in the bathroom * • Stainless steel sink with glass cover *** • Flush toilet with diode level indicator and waste-holding tank (rollable) • Chrome bicolour washing room door handle • Wash basin in solid surface material with storage, bathroom cabinet and illuminated mirror * • Washing room window hinged made of frosted glass with blackout and fly screen roller blinds

Water

Wastewater tank mobile (24 l) • Fresh water (fixed tank 10^d/25^e litres) with outside fill* • Fresh water (fixed tank 10^d/45^e litres) with outside fill* • Fresh water level gauge • Warm water heater Truma Therme 230 V with mixing tap *

Multimedia

TV cable laid (230 V socket)

Technical / heating / air-conditioning

Gas heating S 3004 with automatic ignition (465 SFB, 515 SG) / Combi 6 (up from 550) with CP Plus and iNet ready with distribution of air and integrated water boiler (10l/Truma) • iNET box for control of heating by smartphone App (Truma) * • Smoke detector • Switch at the entrance door forcing lamp and awning lamp • Switching power supply 350 W • Fuse box (230 V) with fault-current circuit breaker (protective safety switch) • Spot light(s) (LED / 12 V) • Socket 230 V

* depending on the model ** at 560 SRF and 650 SRG *** at 650 SFD

Signs and symbols - page 87



650 SFD



650 SFD

The extensive standard equipment of Opal

The lists will help you comparing the special features within the extensive standard series equipment.



465 SFB	
Total length cm	705
Total width cm	232
Number of berths	4
Permissible overall mass kg	1500 ^{g)}
Mass in running order kg ^{c)}	1298



515 SG	
Total length cm	753
Total width cm	232
Number of berths	4
Permissible overall mass kg	1600 / 1700 ^{h) g)}
Mass in running order kg ^{c)}	1418



550 SG	
Total length cm	774
Total width cm	232
Number of berths	4
Permissible overall mass kg	1700 ^{g)}
Mass in running order kg ^{c)}	1473




560 SG	
Total length cm	774
Total width cm	250
Number of berths	4
Permissible overall mass kg	1700 / 1800 ^{h) g)}
Mass in running order kg ^{c)}	1523



560 SRF	
Total length cm	774
Total width cm	250
Number of berths	4
Permissible overall mass kg	1700 / 1800 ^{h) g)}
Mass in running order kg ^{c)}	1553



650 SFD	
Total length cm	864
Total width cm	250
Number of berths	4
Permissible overall mass kg	2000 ^{g)}
Mass in running order kg ^{c)}	1765



New layout	
650 SRG	
Total length cm	864
Total width cm	250
Number of berths	4
Permissible overall mass kg	2000 ^{g)}
Mass in running order kg ^{c)}	1783

Dimensions and weights of all series and models as from page 84
Signs and symbols - page 87



Diamant – a prime example of upper class

In the meantime it is the “classic” amongst the caravans of the exclusive upper class. For more than forty years it represents the values of Fendt Caravan.

Since its market-launch more than four decades ago, the Diamant has been continuously developed further and has been improved down to the very last detail. It is an absolute icon amongst all Fendt Caravans. Hardly any company has a series which in uninterrupted sequence, season to season, sets standards in the upper class.





550 SG



560 SG



DIAMANT

Living world Messina. Layout 560 SG

Details – all about Diamant

Concordance in the external visual appearance is typical for the product philosophy at Fendt Caravan. Differences in the details and the many characteristics on the inside are also typical.

- The Diamant is the time constant of the Fendt Caravan top class. Design and material mix is geared to absolute high-level quality. The bar compartment in light Magnolia look is an example in 650 SG.
- The top-class gas heating Combi 6 with CP Plus, iNet ready as well as iNet box for control of the heating by smartphone app (Truma) as well as with a TFT touch panel in glass look (CI BUS board management) matches the luxurious equipment of Diamant.
- The Diamant is available in the exclusive Havel pear furniture finish and in three fabric variants: Messina (see page 58 / 59), Portofino (see page 56 / 57), and Sevilla (leather upholstery special equipment, see page 62).



560 SG



550 SG



650 SG

All standard in Diamant:

Living area / sleeping area

Furniture in "Havel pear décor" • Upholstery variant "Messina" (pages 58 / 59) or "Portofino" (pages 56 / 57) as well as leather upholstery "Sevilla" (special equipment page 62) • Illumination (12 V) in wardrobe with motion sensor • LED illumination • Ceiling lamp (12 V / LED) with two circuits • Decoration pack (2 cushions / 1 table runner) • Single-post lift table in the round seat group • Mosquito net door in the entrance area • Wooden sliding door • Indirect illumination (LED) • Head rests at the seat group, adjustable in height • Slatted frame with fully flexible and permanently elastic joint bridges as well as hardness setting (single and French beds) • Reading spotlight (12 V) • Light strip in the mouldings of the stowage compartment • Liftomat (single and French beds) • Mattresses: air-conditioned comfort foam (7 zones) (single and French beds) • MIDI roof hood (Dometic) with crank, forced ventilation, integrated pleated shade and fly screen • PVC floor covering, hard-wearing, easy to clean • Back cushion, shape upholstered • Seat upholstery with high density • Ventilated storage cupboards and with indirect ceiling lighting (LED) • Stowage compartments with soft close hinges • Carpet in the door area with Fendt Caravan logo lettering • Carpeted floor, chained and loosely laid • Winter backrests • Apartment wall with open fire covering **

Kitchen / bath

Waste collector integrated into the entrance door • Workplace lighting (LED) • Baking oven integrated with grill (gas) ** • Lighting in bathroom (LED / 12 V) • Towel holder, clothes hook and toilet paper holder • Cutlery insert with Softtouch surface • Cooker with ignition protection, automatic ignition (four flames) ** • Cooker flushing combination with ignition protection, automatic ignition, divided cast iron grid and divided glass cover (three flames) * • Comfort pleated roller blinds at the kitchen window • (Super) Slim Tower kitchen with large sliding drawer • Kitchen pull-out with wire basket * • Refrigerator front in stainless steel look • Refrigerator (150 l) with removable freezer compartment and interior lighting • Mixing tap in the kitchen made of brass * • Central washing area * with large wall units, generous storage area below the washbasin and illuminated mirror • Mirror cabinet in the bathroom * • Stainless steel sink with glass cover ** • Flush toilet with diode level indicator and waste-holding tank (rollable) • Chrome bicolour washing room door handle • Wash basin in solid surface material with storage, bathroom cabinet and illuminated mirror • Washing room window hinged made of frosted glass with blackout and fly screen roller blinds

Water

Wastewater tank mobile (24 l) • Fresh water (fixed tank 10^d/25^e litres) with outside fill * • Fresh water (fixed tank 10^d/45^e litres) with outside fill * • Fresh water level gauge • Warm water boiler with mixing tap (C gas heating Truma)

Multimedia

DAB+ and FM radio / CD with antenna • Sound package (radio / CD player Bluetooth reception) with loudspeakers (2) • TV holder SKY with articulate arm * • TV cable laid (230 V socket)

Technical / heating / air-conditioning

Underfloor electric heating (in walkable area) • Gas heating Combi 6 with CP Plus and iNet ready with distribution of air and integrated water boiler (Truma) • iNet box for control of the heating by smartphone app (Truma) • Smoke detector • Switch at the entrance door for ceiling lamp • Switching power supply 350 W • Fuse box (230 V) with fault-current circuit breaker (protective safety switch) • Spot light(s) (LED / 12 V) • Socket 230 V • TFT touch panel (central) in glass look (CI BUS board management)

* depending on the model ** at 650 SG

Signs and symbols - page 87

The extensive standard equipment of Diamant

Fendt Caravan standard equipment is numerous, and frequently only differs in detail only. The lists will help you compare.



Living world Sevilla (special equipment). Layout 650 SG

Diamant – layouts and the most important data



550 SG	
Total length	cm 774
Total width	cm 232
Number of berths	4
Permissible overall mass	kg 1800 ^g
Mass in running order	kg ^o 1543



560 SG	
Total length	cm 774
Total width	cm 250
Number of berths	4
Permissible overall mass	kg 1900 / 2000 ^{h) g}
Mass in running order	kg ^o 1613



650 SG	
Total length	cm 864
Total width	cm 250
Number of berths	4
Permissible overall mass	kg 2200 ^g
Mass in running order	kg ^o 1883

Dimensions and weights of all series and models as from page 84
Signs and symbols - page 87



Brillant – completely revised highlight in Fendt Caravan luxury programme

On account of the LFI technology and the generous equipment, it takes top of the Fendt series.

Right to the very detail, Brilliant was perfected and surprises with outstanding solutions which normally you would only expect in the luxury segment. The side-by-side refrigerator with a volume of 300 litres and the hinged and lowerable kitchen tops in combination with the new furniture fronts and colours create a unique living atmosphere with a special flair.





700 SGA



700 SGA



700 SGA

Details – all about Brilliant

Numerous additional highlights differentiate this caravan in many details which neglecting the typical Fendt Caravan gene.

- Apart from its high-quality interior design, Brilliant also comes up also with the biggest standard equipment of the Fendt Caravan programme.
- Among other things, standard features are a central TFT operating panel (CI-BUS on-board management system) in the entrance area, a light switching system, an air-conditioning system on the roof, a gas heating Combi 6E with CP-PLUS and iNet Box for smartphone control with automatic climate control, a multimedia cabinet, a TEC tower with baking oven (700 TFD) and/or side-by-side tower (700 SGA), a new electric closing aid at the entrance door ...many things more.
- The Brilliant is available in Rovero-Castello furnishing finish and in the three fabric variants Granada (see page 72), Viareggio (see page 66 / 67) and Sevilla (leather upholstery - special equipment, see page 72).

All standard in Brilliant:

Living area / sleeping area

Furniture in "Rovero-Castello décor" • Upholstery variant "Granada" (page 72) or "Viareggio" (pages 66 / 67) as well as leather upholstery "Sevilla" (special equipment page 72) • Illumination (12 V) in wardrobe with motion sensor • LED illumination • Stowage compartment floor with lighting • Ceiling lamp (12 V / LED) with two circuits, doubly switchable and dimmable • Decoration pack (2 cushions / 1 table runner) • Single-post lift table in the round seat group • Mosquito net door in the entrance area • Wooden sliding door • Indirect illumination (LED) • Head rests at the seat group, adjustable in height • Slatted frame with fully flexible and permanently elastic joint bridges as well as hardness setting (single and French beds) • Light strip in the mouldings of the stowage compartment • Liftomat (single and French beds) • Mattresses: air-conditioned comfort foam (7 zones) (single and French beds) • MIDI roof hood (Dometic) with crank, forced ventilation, integrated pleated shade and fly screen • PVC floor covering, hard-wearing, easy to clean • Back cushion, shape upholstered • Gooseneck reading spot (12 V) in round seat group • Seat upholstery with high density • Ventilated storage cupboards and with indirect ceiling lighting (LED) • Stowage compartments with soft close hinges • Carpet in the door area with Fendt Caravan logo lettering • Carpeted floor, chained and loosely laid • Winter backrests • Apartment wall with open fire covering

Kitchen / bath

Waste collector integrated into the entrance door • Workplace lighting (LED) • Illumination in bathroom (LED / 12 V) • Cutlery insert with Softtouch surface • Shower cabin ** • Towel holder, clothes hook and toilet paper holder • Cooker flushing combination with ignition protection, automatic ignition, divided cast iron grid and divided glass cover (three flames) • Comfort pleated roller blinds at the kitchen window • hinged and lowerable kitchen tops • Kitchen pull-out with wire basket • Kitchen back panel in glass optics backlit • Kitchen drawer illuminated • Refrigerator front in stainless steel look • Refrigerator (190 l) TEC Tower with interior lighting, separate freezer compartment as well as gas oven ** • Refrigerator (300 l) Side-by-Side Tower with interior lighting, separate freezer compartments *** • Mixer tap in the kitchen made of brass • Central washing area * with large wall units, generous storage area below the washbasin and illuminated mirror • Mirror cabinet in the bathroom * • Flush toilet with diode level indicator and waste-holding tank (rollable) • Carpeted floor in the washing room • Chrome bicolour washing room door handle • Wash basin in solid surface material with storage, bathroom cabinet and illuminated mirror • Washing room window hinged made of frosted glass with blackout and fly screen roller blinds

Water

Wastewater tank mobile (24 l) • Fresh water (fixed tank 10^d/45^e) litres) with outside fill • Water boiler (10 l) with mixing tap (C gas heater Truma)

Multimedia

DAB+ and FM radio / CD with antenna • Sound package (radio / CD player Bluetooth reception) with loudspeakers (4) • TV holder SKY with articulate arm • TV cable laid (230 V socket)

Technical / heating / air-conditioning

Self-sufficiency pack with battery (55 Ah) • Roof air conditioner Aventa comfort (Truma) • Electric floor tempering system (in walk-on area) • Gas heating Combi 6E with CP Plus with distribution of air and integrated water boiler (Truma) • iNET box for control of the heating and air conditioner by smartphone app (Truma) • Smoke detector • Switch at the entrance door for ceiling lamp • Switching power supply 350 W • Fuse box (230 V) with fault-current circuit breaker (protective safety switch) • Spot light(s) (LED / 12 V) • Socket 230 V • TFT touch panel (central) in glass look (CI BUS board management)

* depending on the model ** at 700 TFD *** at 700 SGA

Signs and symbols - page 87



The extensive standard equipment of Brilliant

With respect to the standard equipment, Brilliant is also at the top within the Fendt Caravan series.

BRILLANT



Living world Sevilla (special equipment).




Living world Granada. Layout 700 TFD

Brillant – layouts and the most important data



New layout

700 SGA	
Total length cm	934
Total width cm	250
Number of berths	4
Permissible overall mass kg	2400 / 2500 ^{h)}
Mass in running order kg ^{d)}	2173



700 TFD	
Total length cm	934
Total width cm	250
Number of berths	4
Permissible overall mass kg	2400 / 2500 ^{h)}
Mass in running order kg ^{d)}	2193

Dimensions and weights of all series and models as from page 84
Signs and symbols - page 87

All series – chassis and outside construction

Chassis

	Saphir	Bianco <small>SELECTION</small> <small>ACTIV</small>	Tendenza	Opal	Diamant	Brillant
· Towbar cover overrun device "white"	●	●	●	●	●	●
· Alloy wheel rims - silver			●	●		
· Alloy wheel rims - polished black					●	●
· AAA braking system, self-adjusting (Al-Ko)	●	●	●	●	●	●
· Towbar cover "white"	●	●	●	●	●	●
· Euro axis system (Al-Ko)	●	●	●	●	●	●
· Low profile tyres	●	●	●	●	●	●
· Tyre repair kit					●	
· Reversing mechanism	●	●	●	●	●	●
· Safety clutch AKS 3004 (Al-Ko)	●	●	●	●	●	●
· Stabilform corner steadies galvanized	●	●	●	●		
· Stabilform corner steadies galvanized with „Big Foot“ (Al-Ko)					●	●
· Shock absorbers	●	●	●	●	●	●
· Supporting wheel with load indicator	●	●	●	●	●	●
· System lightweight chassis fully galvanized (Al-Ko)	●	●	●	●	●	●
· Extended crank supports	●	●	●	●	●	●
· Permit to travel 100 km/h	●	●	●	●	●	●

Outside construction

· 3rd brake light integrated	●	●	●	●	●	●
· Outside stowage compartment	●	●	●	●	●	●
· Hinged quarter window double glazed, tinted, with single-hand control and combined fly screen / blackout roller blinds	●	●	●	●	●	●
· Floor, coated by glass-fibre reinforced plastics					●	●
· Front partly in LFI technology	●	●	●	●	●	
· Front and rear ends in LFI technology						●
· Roof made of glass-fibre reinforced plastics						●
· Roof rails						●
· Entrance door with integrated and insulated entrance, waste collector and shelf, tinted window and plated shade in the upper area of the entrance door	●	●*	●	●	●	
· Entrance door with electric closing aid, integrated and insulated entrance, waste collector and shelf, tinted window and pleated blinds in the upper area of the entrance door						●
· Bottle crate cover with gas pressure absorber and three-point locking mechanism	●	●	●	●	●	●
· Mosquito net door in entrance area			●	●	●	●
· Awning rail with illumination at the door side					●	●
· Rear fog lamps (2 units)	●	●	●	●	●	●
· Fully insulated wheel housings	●	●	●	●	●	●
· Two-point manoeuvring handles (4 units)	●	●	●	●	●	●
· Spare wheel holder in bottle crate including spare wheel on steel rim						●
· Reversing lights (2 units)	●	●	●	●	●	●
· Sandwich construction	●	●	●	●	●	●
· Awning light (LED)	●	●	●	●	●	●
· Water tank filler cap with retaining strap	●	●	●	●	●	●
· Central locking system	●	●	●	●	●	●
· Forced ventilation in conformity with EN standard 1645-1	●	●	●	●	●	●

Standard

● as a standard

* depending on the model



The outside area and its new features

In this season, the outside area of Fendt Caravans has interesting changes again as well.

- (1) High service flap in new design (all series)
- (2) Alloy wheel rims - silver (Tendenza, Opal), alloy wheel rims - polished black (Diamant, Brillant)
- (3) New, additionally extended crank supports (Saphir, Bianco Selection, Bianco Activ, Tendenza, Opal, Diamant)
- (4) New rear-end design with chromium surrounds of the tail light and integrated manoeuvring handle as well as flush-mounted rear window and automotive rear contour (Saphir, Bianco Selection, Bianco Activ, Tendenza, Opal, Diamant)



1



2



3



4

Fendt Caravan – overview of kitchens

In this season, there are four kitchen variants basically, some of which have been adapted to certain models.

- (1) Kitchen with (super) slim tower refrigerator (depending on series and model)
- (2) Stand-alone kitchen (Saphir, Bianco Selection, Bianco Activ, Tendenza, Opal; each depending on model)
- (3) L kitchen (Bianco Activ 495 SFE, Tendenza 495 SFR, Opal 560 SRF, Opal 650 SRG)
- (4) Rear kitchen (Bianco Selection 390 FH, Bianco Activ 390 FHE)



1



2



3

Fendt Caravan – bathroom overview

You have the choice between three different, comfortable bathroom variants.

- (1) Central washing area (Saphir, Bianco Selection, Bianco Activ, Tendenza, Opal, Diamant, Brillant; each depending on model)
- (2) Rear washing area with shower (Saphir, Opal; each depending on model)
- (3) Freestanding washing area (Saphir, Bianco Selection, Bianco Activ, Tendenza, Opal, Brillant; each depending on model)




Fendt Caravan – overview of beds

In the new season, you have the choice between four bed variants.

- (1) Child and/or bunk bed lengthwise or crosswise (Saphir, Bianco Selection, Bianco Activ; each depending on model)
- (2) Child and/or bunk bed lengthwise or crosswise (Saphir, Bianco Selection, Bianco Activ; each depending on model)
- (3) French bed (Saphir, Bianco Selection, Bianco Activ, Tendenza, Opal, Brillant; each depending on model)
- (4) Single beds (Saphir, Bianco Selection, Bianco Activ, Tendenza, Opal, Diamant, Brillant; each depending on the model)

Layout with child and/or bunk bed (picture 1 + 2)



Layout with French bed (picture 3)



Layout with single beds (picture 4)



	445 TFB	465 SFB	465 SQ	465 TG	495 SFB	515 SG
Total length cm	679	705	705	705	724	753
Body length cm	542	568	568	568	587	616
Useful length cm	475	500	507	507	520	556
Total width cm	232	232	232	232	232	232
Maximum height cm	263	263	263	263	263	263
Headroom cm	195	195	195	195	195	195
Number of berths	4	4	4	4	4	4
Bed size in front cm	140 x 200	140 x 200	142 x 210	2 x 80 x 200	140 x 200	1x80x195/1x80x200
Bed size in rear cm	133 x 210	142 x 210	137/139 x 210	127/116 x 210	158/133 x 210	142/135 x 210
Bed size in centre cm	-	-	-	-	-	-
Bed size of bunk cm	-	-	-	-	-	-
Permissible overall mass kg	1500 g)	1500 g)	1500 g)	1500 g)	1600 / 1700 h) g)	1600 / 1700 h) g)
Own weight kg b)	1190	1250	1250	1250	1290	1360
Basic equipment kg a)	48	48	48	48	48	48
Mass in running order kg c)	1238	1298	1298	1298	1338	1408
Payload kg ca.	262	202	202	202	262 / 362 h)	192 / 292 h)
Floor / roof / wall thickness mm	47 / 39 / 31	47 / 39 / 31	47 / 39 / 31	47 / 39 / 31	47 / 39 / 31	47 / 39 / 31
Tyres i)	205/65 R 15	205/65 R 15	205/65 R 15	205/65 R 15	195/70 R 15 C	195/70 R 15 C
Single / double axle	1	1	1	1	1	1
Awning size cm	932	958	958	958	977	1006

	560 SF	560 SKM	650 SKM	700 SFD	700 SFDW	700 SGD	700 SGDW
	774	774	864	905	905	905	905
	636	636	727	768	768	768	768
	569	569	660	700	700	700	700
	250	250	250	250	250	250	250
	263	263	262	262	262	262	262
	195	195	195	195	195	195	195
	4	5	6	4	4	4	4
	142/147 x 230	140 x 200	150 x 200	156/147 x 230	156/147 x 230	156/147 x 230	156/147 x 230
	160 x 200	80 x 190	142 x 106	-	-	2 x 90 x 200	2 x 90 x 200
	-	112/118 x 200	112 x 200	150 x 200	150 x 200	-	-
	-	80 x 190	80 x 190	-	-	-	-
	1700 g)	1700 g)	2000 g)	2000 g)	2200	2000 g)	2200
	1450	1470	1710	1780	1820	1780	1820
	48	40	48	40	43	40	43
	1498	1510	1758	1820	1863	1820	1863
	202	190	242	180	337	180	337
	47 / 39 / 31	47 / 39 / 31	47 / 47 / 31	47 / 47 / 31	47 / 47 / 31	47 / 47 / 31	47 / 47 / 31
	195/70 R 15 C	195/70 R 15 C	185 / 65 R 14	185 / 65 R 14	195 / 65 R 15	185 / 65 R 14	195 / 65 R 15
	1	1	2	2	2	2	2
	1026	1026	1117	1158	1158	1158	1158

BIANCO SELECTION

	390 FH Selection	435 SF Selection	445 TFB Selection	465 SFB Selection	465 TG Selection	515 SG Selection
Total length cm	605	654	679	705	705	753
Body length cm	467	517	542	568	568	616
Useful length cm	400	450	475	500	507	556
Total width cm	232	232	232	232	232	232
Maximum height cm	263	263	263	263	263	263
Headroom cm	195	195	195	195	195	195
Number of berths	3	3	4	4	4	4
Bed size in front cm	140 x 200	140 x 200	140 x 200	140 x 200	2 x 80 x 200	1x80x195/1x80x200
Bed size in rear cm	106/97 x 186	135/90 x 190	133 x 210	142 x 210	127/116 x 210	142/135 x 210
Bed size in centre cm	-	-	-	-	-	-
Bed size of bunk cm	-	-	-	-	-	-
Permissible overall mass kg	1300 g)	1500 g)	1500 g)	1500 g)	1500 g)	1600 / 1700 h) g)
Own weight kg b)	1060	1170	1190	1250	1230	1360
Basic equipment kg a)	48	48	48	48	48	48
Mass in running order kg c)	1108	1218	1238	1298	1278	1408
Payload kg ca.	192	282	262	202	222	192 / 292 h)
Floor / roof / wall thickness mm	47 / 39 / 31	47 / 39 / 31	47 / 39 / 31	47 / 39 / 31	47 / 39 / 31	47 / 39 / 31
Tyres i)	205/65 R 15	205/65 R 15	205/65 R 15	205/65 R 15	205/65 R 15	195/70 R 15 C
Single / double axle	1	1	1	1	1	1
Awning size cm	857	907	932	958	958	1006

BIANCO SELECTION

BIANCO ACTIV

	515 SKE Selection	515 SKM Selection	550 SKM Selection	390 FHE Activ	465 SGE Activ	495 SFE Activ	515 SGE Activ	550 KMG Activ
	753	753	774	605	705	724	753	774
	616	616	636	467	568	587	616	636
	556	549	576	400	507	520	549	576
	232	232	232	232	232	232	232	232
	263	263	263	263	263	263	263	263
	195	195	195	195	195	195	195	195
	5	5	5	3	2	4	4	5
	1x73x196/1x80x198	145 x 210	140 x 200	140 x 200	2 x 80 x 200	142/121 x 210	142/121 x 210	1x80x190/1x80x200
	142/135 x 210	80 x 210	80 x 210	106/97 x 186	-	140 x 200	1x80x200/1x80x205	80 x 210
	-	97 x 195	102 x 179	-	-	-	-	97 x 179
	77x191	75 x 216	75 x 216	-	-	-	-	75 x 216
	1600 / 1700 h) g)	1600 / 1700 h) g)	1600 / 1700 h) g)	1500 g)	1600 / 1700 h) g)	1700 g)	1700 g)	1700 g)
	1350	1360	1400	1080	1300	1280	1350	1420
	48	48	48	53	53	53	53	53
	1398	1408	1448	1133	1353	1333	1403	1473
	202 / 302 h)	192 / 292 h)	152 / 252 h)	367	247 / 347 h)	367	297	227
	47 / 39 / 31	47 / 39 / 31	47 / 39 / 31	47 / 39 / 31	47 / 39 / 31	47 / 39 / 31	47 / 39 / 31	47 / 39 / 31
	195/70 R 15 C	195/70 R 15 C	195/70 R 15 C	205/65 R 15	195/70 R 15 C	195/70 R 15 C	195/70 R 15 C	195/70 R 15 C
	1	1	1	1	1	1	1	1
	1006	1006	1026	857	958	977	1006	1026

TENDENZA

OPAL

	465 SFB	495 SFR	515 SF	515 SG	465 SFB	515 SG
Total length cm	705	724	753	753	705	753
Body length cm	568	587	616	616	568	616
Useful length cm	500	520	549	556	500	556
Total width cm	232	232	232	232	232	232
Maximum height cm	263	263	263	263	263	263
Headroom cm	195	195	195	195	195	195
Number of berths	4	4	4	4	4	4
Bed size in front cm	140 x 200	142/121 x 210	160/143 x 210	1x80x190/1x80x200	140 x 200	1x80x195/1x80x200
Bed size in rear cm	142 x 210	140 x 200	140 x 200	142/135 x 210	142 x 210	142/135 x 210
Bed size in centre cm	-	-	-	-	-	-
Bed size of bunk cm	-	-	-	-	-	-
Permissible overall mass kg	1500 g)	1600 / 1700 h) g)	1600 / 1700 h) g)	1600 / 1700 h) g)	1500 g)	1600 / 1700 h) g)
Own weight kg b)	1270	1300	1360	1380	1250	1370
Basic equipment kg a)	53	53	53	53	48	48
Mass in running order kg c)	1323	1353	1413	1433	1298	1418
Payload kg ca.	177	247 / 347 h)	187 / 287 h)	167 / 267 h)	202	182 / 282 h)
Floor / roof / wall thickness mm	47 / 39 / 31	47 / 39 / 31	47 / 39 / 31	47 / 39 / 31	47 / 39 / 31	47 / 39 / 31
Tyres i)	205/65 R 15	195/70 R 15 C	195/70 R 15 C	195/70 R 15 C	205/65 R 15	195/70 R 15 C
Single / double axle	1	1	1	1	1	1
Awning size cm	958	977	1006	1006	958	1006

OPAL

	550 SG	560 SG	560 SRF	650 SFD	650 SRG
Total length cm	774	774	774	864	864
Body length cm	636	636	636	727	727
Useful length cm	576	576	569	659	666
Total width cm	232	250	250	250	250
Maximum height cm	263	263	263	262	262
Headroom cm	195	195	195	195	195
Number of berths	4	4	4	4	4
Bed size in front cm	1x80x200/1x80x205	1x90x200/1x90x205	150 x 200	164/151 x 230	1x90x210/1x90x205
Bed size in rear cm	151/133 x 210	151/133 x 230	213/162 x 230	-	214/152 x 230
Bed size in centre cm	-	-	-	150 x 200	-
Bed size of bunk cm	-	-	-	-	-
Permissible overall mass kg	1700 g)	1700 / 1800 h) g)	1700 / 1800 h) g)	2000 g)	2000 g)
Own weight kg b)	1420	1470	1500	1720	1730
Basic equipment kg a)	53	53	53	45	53
Mass in running order kg c)	1473	1523	1553	1765	1783
Payload kg ca.	227	177 / 277 h)	147 / 247 h)	235	217
Floor / roof / wall thickness mm	47 / 39 / 31	47 / 39 / 31	47 / 39 / 31	47 / 47 / 31	47 / 47 / 31
Tyres i)	195/70 R 15 C	205/70 R 15 C	205/70 R 15 C	185/65 R 14	185/65 R 14
Single / double axle	1	1	1	2	2
Awning size cm	1026	1026	1026	1117	1117

DIAMANT

BRILLANT

	550 SG	560 SG	650 SG	700 SGA	700 TFD
Total length cm	774	774	864	934	934
Body length cm	636	636	727	809	809
Useful length cm	576	576	666	700	700
Total width cm	232	250	250	250	250
Maximum height cm	263	263	262	276	276
Headroom cm	195	195	195	195	195
Number of berths	4	4	4	4	4
Bed size in front cm	1x80x205/1x80x200	1x90x205/1x90x200	2 x 90 x 205	2 x 90 x 205	190 x 150
Bed size in rear cm	147/142 x 210	147/142 x 230	190/152 x 230	190/157 x 230	187/136 x 230
Bed size in centre cm	-	-	-	-	-
Bed size of bunk cm	-	-	-	-	-
Permissible overall mass kg	1800 g)	1900 / 2000 h) g)	2200 g)	2400 / 2500 h)	2400 / 2500 h)
Own weight kg b)	1490	1560	1830	2120	2140
Basic equipment kg a)	53	53	53	53	53
Mass in running order kg c)	1543	1613	1883	2173	2193
Payload kg ca.	257	287 / 387 h)	317	227 / 327 h)	207 / 307 h)
Floor / roof / wall thickness mm	47 / 39 / 31	47 / 39 / 31	47 / 47 / 31	47 / 47 / 31	47 / 47 / 31
Tyres i)	205/70 R 15 C	215/70 R 15	195/65 R 15	205 / 60 R 15	205 / 60 R 15
Single / double axle	1	1	2	2	2
Awning size cm	1026	1033	1117	1153	1153

Signs and symbols:

- a) 100 percent filled aluminium gas cylinder (11 kg), fresh-water tank with ten litre filling in running order, 100 percent filled toilet flushing tank, 100 percent filled water heater
- b) The dead weight reflects the vehicle weight with standard equipment without water, gas or other accessories
- c) The mass in running order was determined in conformity with Ordinance (EU) 1230/2012 under consideration of the filling in running order of the fresh water tank, of the 100 percent filled toilet flushing tank, of the the 100 percent water heater and an aluminium gas cylinder (11 kg) filled a 100 percent
- d) Loading capacity of the fresh water tank in keeping with Enclosure V, Part A, Fig. 2.6 Fn(h) of Ordinance (EU) 1230/2012 under consideration of the movement limitation (drain nozzle at the fresh water tank) 10 l filling in running order)
- e) Loading capacity of the fresh water tank maximum 25 litres or 45 litres under consideration of the drain nozzle in the fresh water tank
- g) By installing a new chassis, additional weight variants are possible - your trading partner will be pleased to inform you
- h) Permitted weight
- i) Alternative tyre sizes permitted by manufacturer

Important notes:

The catalogue and the price list reflect the state at the time of printing. Despite the examination of the content, printing errors cannot be excluded. In the course of the model year, we reserve the right to carry out equipment changes and product improvements. Typographical and photo-technical colour differences cannot be excluded completely.

The models depicted in the catalogue and in the price list contain special equipment and/or decorations in parts, which do not belong to the standard scope of supply.

In case of weights, deviations of up to +/- 5 percent are possible due to the use of natural materials. When fitting accessories, the mass in roadworthy condition is increased. Additions to the vehicle may have an effect on the support load. All dimensions are non-binding and may be subject to slight changes.

Data of masses and weights are rendered in conformity with Ordinance (EU) 1230 / 2012, provided no deviating data are rendered in the catalogue including technical data and pricelist.

Caution: Axle and drawbar loads as well as the observation of the technically permissible overall mass have to be observed. The observation of the permissible masses and load has to be ensured by a distribution of the load in the vehicle.

Equipment may have an influence on the payload and/or load capacity by increasing / reducing the empty weight. It has to be observed that the load capacity may be lower depending on the equipment. The payload corresponds to the difference between the technically permissible overall mass and the mass in the roadworthy condition. This value shall have to take into consideration the mass for special accessories and personal equipment.

The technically permissible overall weight in loaded condition must not be exceeded by any means. Please ask your specialist Fendt Caravan dealer, if and when necessary.

We reserve the right to change prices, constructions and equipment.

+++ Six years guarantee for tightness of body connections: This guarantee is valid only in conjunction with the annual chargeable inspection at an authorised Fendt Caravan dealer +++ Certification in conformity with ISO 9001:2008 +++ Environmental management certification in conformity with ISO 14001:2004 +++ Metallic paint +++ 47 mm floor thickness for ideal insulation values +++ Rain and sunblind rails at the windows +++ Drain cocks for uncomplicated emptying of water conduits +++ Solid screwed connections +++ Two-parts side-wall sheet metal +++ Stable furniture made of plywood glued several times +++ Extra robust hinges, put-up hinges and seals +++ Two-pole ground fault circuit breaker with 30 mA

2018

Fendt-Caravan GmbH • Postfach 1135 • D-86689 Mertingen
Tel.+49 (0) 90 78 / 96 88 - 0 • Fax +49 (0) 90 78 / 96 88 - 406



www.fendt-caravan.com (facebook, youtube)