



2022

low-slung caravans COLLECTION

SILVER



silver.camp/en

LIFT ROOF



SILVER

Easy to tow and store and comfortable holidays!

SILVER caravans are particularly appreciated by experienced caravan owners: compact and manoeuvrable on the road; spacious and comfortable for overnight stays...
The secret: the pop-up roof and all the advantages this offers. Your SILVER is waiting to take you on holidays with no constraints.

EXCLUSIVE SILVER TECHNOLOGY

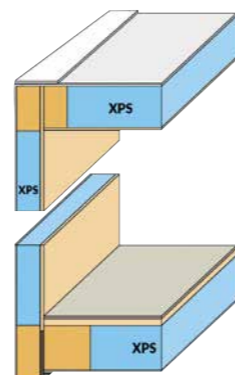
SILVER has developed an exclusive design that ensures the durability of your caravan.

An almost unique quality promise: a manufacturer's waterproof warranty of up to 7 year*.

Roof and sides with a polyester coating limiting the damage caused by hail and other bad weather.

- A sub-floor made from robust polyester protecting against splashing water, salt and loose chippings.
- XPS foam insulation for optimum sealing

*This warranty is subject to a mandatory annual inspection conducted by an approved Silver partner.



Overview

TREND / CUSTOMISABLE



IMPORTANT FEATURES P. 04
LAYOUTS 2022 P. 05
TECHNICAL SPECIFICATIONS P. 18

EVASION / FULLY EQUIPPED





Important features SILVER



INSTALLATION
Increase the volume of your caravan in the blink of an eye thanks to the easy manual or automatic installation of the pop-up with the exclusive EASY TOP system.



ENTERING AND EXITING THE GARAGE
Only 2 m wide and 1.98 m high, it enters and exits your garage easily.



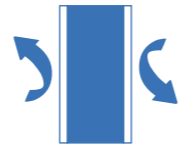
COUPLING
Its compact dimensions and light weight make coupling operations easy.



TOLL ROADS
At less than 2 metres high, no surcharge is applicable on toll roads.



ROADHOLDING
With wind resistance reduced by one third compared to a traditional caravan, low-profile SILVER caravans make towing easy, with a significant reduction in your fuel consumption.



STYROFOAM INSULATION (XPS)
Top-of-the-range sound and heat insulation enabling you to use your low-mount caravan all year round.

Layouts 2022

TREND / CUSTOMISABLE



SYDNEY



FURNITURE CUPBOARD KITCHEN FLOOR



TREND 350



TREND 380



TREND 420



TREND 442

EVASION / FULLY EQUIPPED



CANCUN

NEWPORT



FURNITURE KITCHEN FLOOR



390 TDE



390 TDL



390 CP





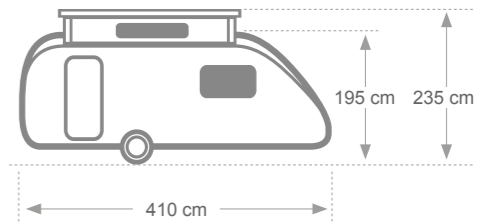
TREND 350



TREND 350

A compact yet spacious model with a large lounge that can be transformed into a large 180x200 cm sleeping area.

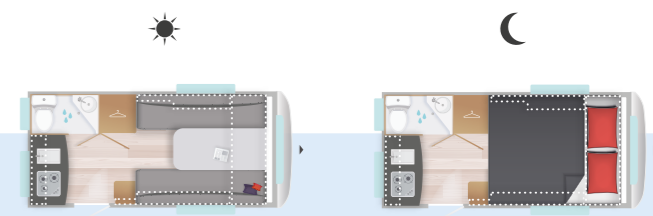
- Note the front window as standard, providing you with light and ventilation.



2 people



1000





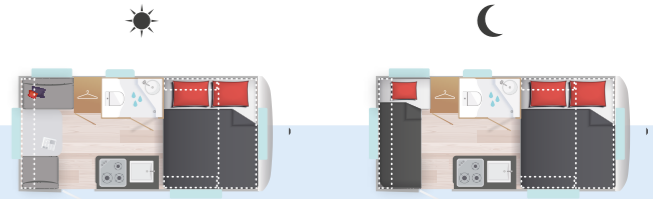
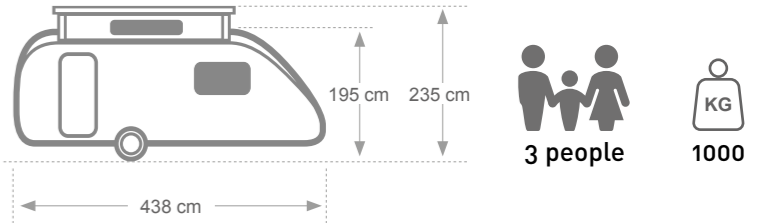
TREND 380



TREND 380

Perfect for couples, the TREND 380 offers a real fixed bed, just like at home, measuring 140x190 cm and featuring a very comfortable 15 cm thick mattress..

- The rear dining area can be converted into a 190x60/75 cm sleeping area, allowing this caravan to sleep up to 3 people, despite coming in at under 4 metres.





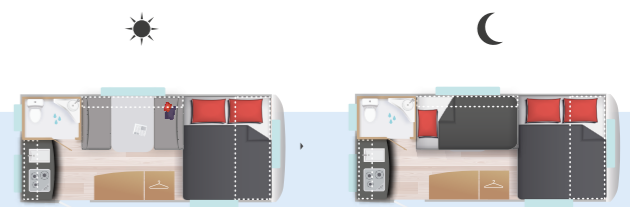

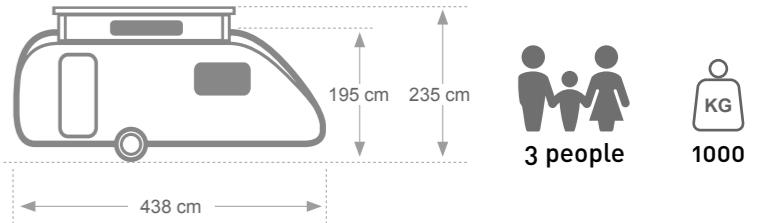
TREND 420



TREND 420

The largest model in the range with a rear kitchen which is easy to access from the awning.

- **Clever storage:** wardrobe, linen storage, TV cabinet.
- A 140x190 cm fixed bed and a dining area which can be converted into a 100x180 cm child's sleeping area.



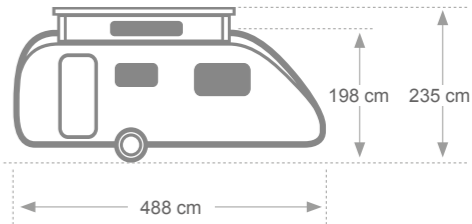




TREND 442

This model boasts all the comfort of individual sleeping areas:

- **Two large twin beds at the back**, easy to access and convert into a 190x200 cm king size bed.
- **At the front, the dining area can be converted** into a comfortable 190x60/75 cm sleeping area.



TREND 442





ÉVASION 390TDE & 390TDL



ÉVASION 390TDE

Thanks to its modular layout, the EVASION 390 TDE offers you 3 sleeping possibilities:

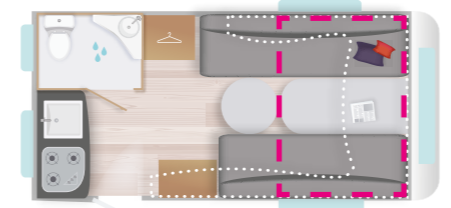
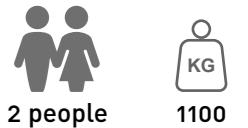
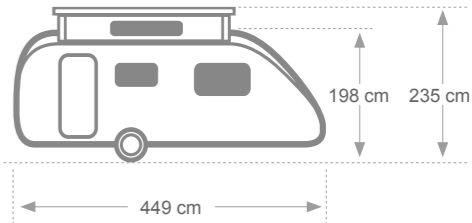
- Twin beds, 75 x 206 cm
- King-size bed, 190 x 206 cm
- Transverse bed, 140 x 190 cm*
+ comfortable dining area

And don't forget the large bay windows offering unbeatable views of the world outside!

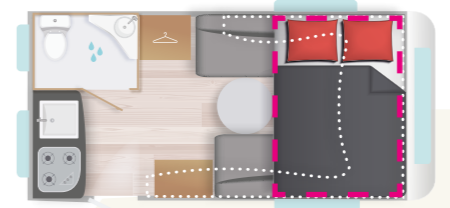
* Fixed bed version on the 390TDL model

ÉVASION 390TDL Fixed transverse bed (190x150 cm)

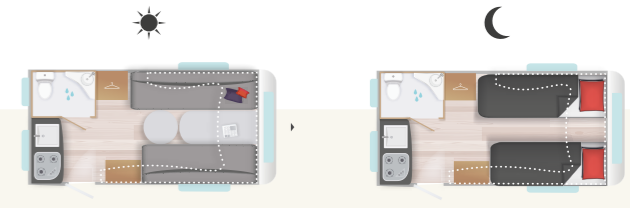
Central dining area can still be converted to create an extra large 190x206 cm sleeping area



390TDE



390TDL

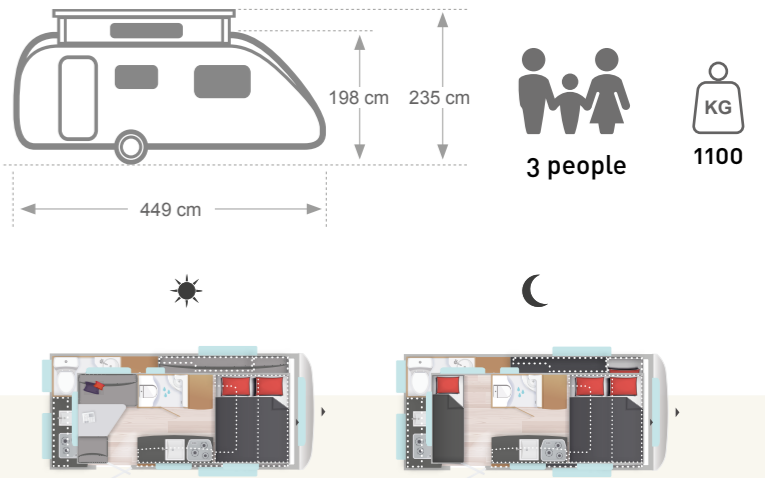




ÉVASION 390CP

Enjoy outstanding comfort in the EVASION 390 CP with its fixed bed with a slatted base and an ultra-comfortable mattress.

ÉVASION 390CP



| | | EVASION | | |
|--|------|-----------|-----------|-----------|
| | | 390 CP | 390 TDE | 390 TDL |
| DIMENSIONS AND WEIGHTS | (kg) | | | |
| Berths | | 3 | 2 | 3 |
| Overall length (m) | | 5,37 | 5,37 | 5,37 |
| Lenght for external body (m) | | 4,49 | 4,49 | 4,49 |
| Internal length (m) | | 4,44 | 4,44 | 4,44 |
| Overall height (m) | | 1,98 | 1,98 | 1,98 |
| Internal height (m) | | 1,95 | 1,95 | 1,95 |
| Overall width (m) | | 1,95 | 1,95 | 1,95 |
| Estimated ex-works weight (kg) | | 918 | 918 | 918 |
| Estimated mass in running order +/-5% (kg) | | 945 | 945 | 945 |
| Estimated gross caravan weight (kg) | | 1100 | 1100 | 1100 |
| Technical payload increase | | 1200/1300 | 1200/1300 | 1200/1300 |
| Awning lenght (m) +/- 5% | | 6,9 | 6,9 | 6,9 |
| CHÂSSIS | | | | |
| 3 rd stop light | | S | S | S |
| Galvanized chassis and drawbar | | S | S | S |
| Drawbar cover | | S | S | S |
| Independant wheel with shock absorbers | | S | S | S |
| Telescopic front wheel | | S | S | S |
| Inertia braking, automatic reversing | | S | S | S |
| AKS 3004 | | S | S | S |
| Alloy wheel | 16 | S | S | S |
| Spare wheel | | S | S | S |
| All opening window with double glass partition | | S | S | S |
| Front window | 5 | O | S | S |
| Gas locker | | S | S | S |
| Whole polyester front face | | S | S | S |
| Rear light support | | S | S | S |
| Outside storage | | S | S | S |
| GRP sides, roof and under body | | S | S | S |
| Insulation through hydrophobe XPS | | S | S | S |
| Roof lifting by roll bearing assistance | | S | S | S |
| Automated pop-up roof | 15 | O | O | O |
| EXTERIOR | | | | |
| Blind | 15 | O (2,70m) | O (2,70m) | O (2,70m) |
| Preparation Bicycle carrier | 47 | O | O | O |
| MOVER | 35 | O | O | O |
| HABITATION | | | | |
| VARIOHEAT TRUMA heater with blown air | 10 | O | O | O |
| Mosquito blinds | | S | S | S |

| TREND | | | | |
|-----------|-----------|-----------|-----------|--|
| 350 | 380 | 420 | 442 | |
| 2 | 3 | 3 | 3 | |
| 5,13 | 5,33 | 5,33 | 5,91 | |
| 4,10 | 4,38 | 4,38 | 4,88 | |
| 3,63 | 3,91 | 4,40 | 4,41 | |
| 1,985 | 1,985 | 1,985 | 1,985 | |
| 1,95 | 1,95 | 1,95 | 1,95 | |
| 1,80 | 1,98 | 1,98 | 1,98 | |
| 753 | 830 | 850 | 900 | |
| 799 | 870 | 890 | 943 | |
| / | / | / | 1300 | |
| 6,51 | 6,51 | 6,51 | 7,28 | |
| - | - | - | - | |
| S | S | S | S | |
| - | - | - | - | |
| S | S | S | S | |
| S | S | S | S | |
| S | S | S | S | |
| S | S | S | S | |
| O | O | O | O | |
| S | S | S | S | |
| S | S | S | S | |
| S | S | S | S | |
| S | S | S | S | |
| S | S | S | S | |
| O | O | O | O | |
| O (2,50m) | O (2,50m) | O (3,00m) | O (3,00m) | |
| / | O | O | O | |
| O | O | O | O | |
| O | O | O | O | |
| S | S | S | S | |

| | | EVASION | | |
|--|----|-------------------|-------------|----------------|
| | | 390 CP | 390 TDE | 390 TDL |
| LED spot lights | | S | S | S |
| One part thermoformed door | | S | S | S |
| Front door size (mm) | | 1410x530 | 1410x530 | 1410x530 |
| Extra storage compartment on the door | | S | S | S |
| Flyscreen door | 3 | O | O | O |
| Seat edge opening | | S | S | S |
| 3 Stainless steel burners | | S | S | S |
| Stainless stell sink | | S | S | S |
| Electrical Water heater 5L | 5 | S | S | S |
| Water heater 10L (gas) | 11 | O | O | O |
| Tri-mixte fridge 85L | | S | S | S |
| Fresh water tank 45L | | S | S | S |
| Used water tank 30L | 9 | S | S | S |
| BATHROOM | | | | |
| Toilet | | S | S | S |
| Toilet cupboard | | S | S | S |
| Corner sink vanity unit | | S | S | S |
| Shower pack (shower equipment, curtain) | | S | S | S |
| Shower pack 2 (shower equipment, curtain) | 10 | / | / | / |
| Storing furniture under sink | | S | S | S |
| Shower plate | | S | S | S |
| BEDROOM | | | | |
| Front dining room transforming in a 2 peoplebed | | / | S (3 types) | / |
| Center dining room transforming in a 2 peoplebed | | / | / | / |
| Rear dining room transforming in a 1 place bed | | S (190x60/125 cm) | / | / |
| Front permanent bed 150x190 cm | | S (150x190 cm) | / | S (150x190 cm) |
| High comfort mattress | | S | / | / |
| Slatted bed frame | | S | / | S |
| Twins bed | | / | / | / |
| ELECTRICAL INSTALLATION | | | | |
| Transformer 230/12 volts | | S | S | S |
| Leisure battery preparation | 2 | S | S | S |
| Battery box | | S | S | S |
| Sockets 230 V | | S | S | S |
| Awning light | | S | S | S |
| Floor heating | 5 | O | O | O |

S = standard O = optional - = not available

IMPORTANT: Adding optional equipment reduces the user payload.
The Mass in Running Order includes the weight of the caravan with the standard equipment.

| TREND | | | | |
|-------------|------------------|----------------|---------------------|--|
| 350 | 380 | 420 | 442 | |
| S | S | S | S | |
| S | S | S | S | |
| 1410x530 | 1410x530 | 1410x530 | 1410x530 | |
| S | S | S | S | |
| O | O | O | O | |
| S | S | S | S | |
| S | S | S | S | |
| O | O | O | O | |
| O | O | O | O | |
| S | S | S | S | |
| O | O | O | O | |
| O | O | O | O | |
| S | S | S | S | |
| S | S | S | S | |
| / | / | / | / | |
| O | O | O | O | |
| S | S | S | S | |
| S | S | S | S | |
| S (180x200) | / | / | / | |
| / | / | S (100x180 cm) | / | |
| / | S (190x60/75 cm) | / | S (190x60/75 cm) | |
| / | S (140x190 cm) | S (140x190 cm) | S (140x190 cm) | |
| / | S | S | S | |
| / | S | S | S | |
| / | / | / | S (2x75/190x200 cm) | |
| S | S | S | S | |
| O | O | O | O | |
| S | S | S | S | |
| S | S | S | S | |
| - | - | - | - | |



SILVER

by TRIGANO


TRIGANO VDL

1, avenue de Rochebonne - CS 69003
07302 TOURNON-SUR-RHÔNE CEDEX - FRANCE

*Pictures: Serge Chapuis
Design and layout: www.jourj.buzz*

Despite the care taken in producing this catalogue, this cannot be viewed as a contractual document. SILVER reserves the right to modify its models without prior notice. SILVER cannot be held liable for any modifications made by its suppliers nor typographical errors when printing these documents. It is forbidden to reproduce, even partially, text or document.

silver.camp/en



© Silvercamp / Aventura C. Ribera